

**BARTON COUNTY COMMUNITY COLLEGE
GENERAL, POST SECONDARY, AND EMPLOYEE BENEFITS
FUNDS FLOW ACTIVITY - PERIOD ENDED FEBRUARY 28, 2017**

	2016-2017 BUDGET	PERIOD ENDED 02/28/17	YTD AVAILABLE	% AVAILABLE
Fund Balance, Beginning	15,296,783	15,296,783		
Tuition and Fees	14,142,820	9,445,502	4,697,319	33.21
Tuition AR (difference between current & year end)	0	-1,631,010		
Local Taxes	7,948,688	5,086,752	2,861,936	36.01
State Aid	7,798,433	7,762,873	35,560	0.46
Other Taxes	1,225,000	715,853	509,147	41.56
Other	341,000	441,387	-100,387	(29.44)
Total Revenue	31,455,941	21,821,357	8,003,574	25.44%
Expenditures:				
Instruction (100)	15,301,736	9,144,523	6,157,213	40.24
Academic Support (200, 400)	4,158,053	2,241,722	1,916,331	46.09
Student Services (300, 500, 800)	3,066,179	2,008,849	1,057,330	34.48
Institutional Support (600, 900)	6,452,321	4,356,964	2,095,357	32.47
Physical Plant Operations (700)	4,337,150	2,055,579	2,281,571	52.61
Total Expenditures	33,315,439	19,807,636	13,507,803	40.55%
Fund Balance, Ending	13,437,285	17,310,504		

Claims over \$5,000 (General & PTE)

Great Bend Post Office	5,000.00	Bulk Mailing
Tutor.com, Inc	5,250.00	Tutor.com 150 hours
New Boston Creative Group, LLC	5,576.11	Media Mgmt,Campain Development
Fleet Services	5,650.36	Gasoline Purchased
Quality Image Publishing Inc	5,700.00	Fort Riley Print Ads
Rave Mobile Safety	6,000.00	Rave Panic Button/Rave Guardian
Visa Card Center	6,360.17	Perkins Monthly
EMSI - Economic Modeling Speci	7,500.00	Economic Impact Study 17 Payment
CenterPoint Energy Services Re	8,021.64	Commerical Transport Charges/Nat
WRM America Managing General A	8,526.10	Insurance Premium
Nex-Tech Rural Telephone - Hay	10,082.20	College Phones/Wireless Link fro
United Heartland	10,592.00	Work Comp Premium
USD 489 Hays	13,575.00	Instruct/Manges,Balman,Maska,Gal
Enrollment Rx LLC	15,000.00	Jitterbit Portal RX for Jan.2017
Turnitin LLC	16,333.50	Turnitin.com Term: 2/2017-2/2018
Midwest Energy - Hays	22,302.93	College Electricity
Willdan Energy Solutions	28,000.00	Energy 360 Engineering
Dove Buick Olds Cadillac Inc	56,595.00	2017 Chevy Express 3500 Van

Previous Month Oil Revenue = \$896.49

* Expenditures are divided by program. Program distinctions are recognized by all Higher Ed institutions. Federal reports are reported by program.

** Cash reserve at the end of the year to be maintained at 24% of the budget (change in dates that we receive property taxes inflates the percentage).

**BARTON COUNTY COMMUNITY COLLEGE
GENERAL, VOCATIONAL, AND EMPLOYEE BENEFITS
FUNDS FLOW ACTIVITY - PERIOD ENDED FEBRUARY 29, 2016**

	2015-2016 BUDGET	PERIOD ENDED 02/29/16	YTD AVAILABLE	% AVAILABLE
Fund Balance, Beginning	12,888,581	12,888,581		
Tuition and Fees	13,570,538	10,112,125	3,458,414	25.48
Tuition AR (difference between years)		-2,564,327		
Local Taxes	7,788,397	5,643,874	2,144,523	27.53
State Aid	8,135,034	8,008,293	126,741	1.56
Other Taxes	1,100,000	816,988	283,012	25.73
Other	356,000	247,045	108,955	30.61
Total Revenue	30,949,969	22,263,997	6,121,645	19.78%
Expenditures:				
Instruction (100)	14,633,352	9,486,628	5,146,724	35.17
Academic Support (200, 400)	4,202,252	2,446,447	1,755,805	41.78
Student Services (300, 500, 800)	2,920,563	1,967,722	952,841	32.63
Institutional Support (600, 900)	6,185,179	4,156,697	2,028,482	32.80
Physical Plant Operations (700)	3,950,854	2,021,790	1,929,064	48.83
Total Expenditures	31,892,200	20,079,284	11,812,916	37.04%
Fund Balance, Ending	11,946,350	15,073,294		

Claims over \$5,000 (General & PTE)

Visa Card Center	5,000.00	Oshiro Monthly
Ellucian Company LP	5,841.00	Canvas/Banner Conversion Work
WRM America Managing General	6,460.28	Insurance Premium
Moeder Plumbing Heating & Air	6,906.00	Furnace-A/C 1025 Main
Ellucian Company LP	9,108.00	Canvas Integration Build
USD 405-Lyons	11,462.50	Instruction
Stanion Wholesale Elec Co Inc	13,296.00	Campus Pole Lights
United Heartland	16,434.00	Work Comp Premium
USD 489 Hays	17,252.50	Instruction
Pearson eCollege	21,132.00	Winter Intersession 2015
Midwest Energy - Hays	23,965.20	College Power

Previous Month Oil Revenue = \$514.41

* Expenditures are divided by program. Program distinctions are recognized by all Higher Ed institutions. Federal reports are reported by program.

** Cash reserve at the end of the year to be maintained at 24% of the budget (change in dates that we receive property taxes inflates the percentage).

02/28/2017 Financial Statement Detail:

General and Post-Secondary Fund Revenue –Decrease of \$442,640 over the same time last year.

Assuming all 12 months expenditures are equal, as of 02-28-17 our expenditures should be at 67%. Our current expenditures are at 60%.

Expenditure breakdown (increase/decrease) as compared to last year:

	Instruction	Academic Support	Student Services	Institutional Support	Physical Plant	Total
Salaries	-113,852.57	-41,850.86	48,717.55	-79,660.91	24,262.85	-162,383.94
Benefits	-19,992.16	-2,725.51	18,864.95	106,308.21	2,683.49	105,138.98
Operations	-208,260.63	-160,149.24	-26,455.33	173,619.35	6,842.55	-214,403.30
Total	-342,105.36	-204,725.61	41,127.17	200,266.65	33,788.89	-271,648.26

Our cash reserves as of 02-28-17 were 52% as compared to 51% at the same time last year.
This is an increase in reserves of \$1,342,218 as compared to last year.

Barton Community College

**March 14, 2017
Study Session**

17-18 Academic Year

Tuition & Fees

AY18 Tuition & Fees

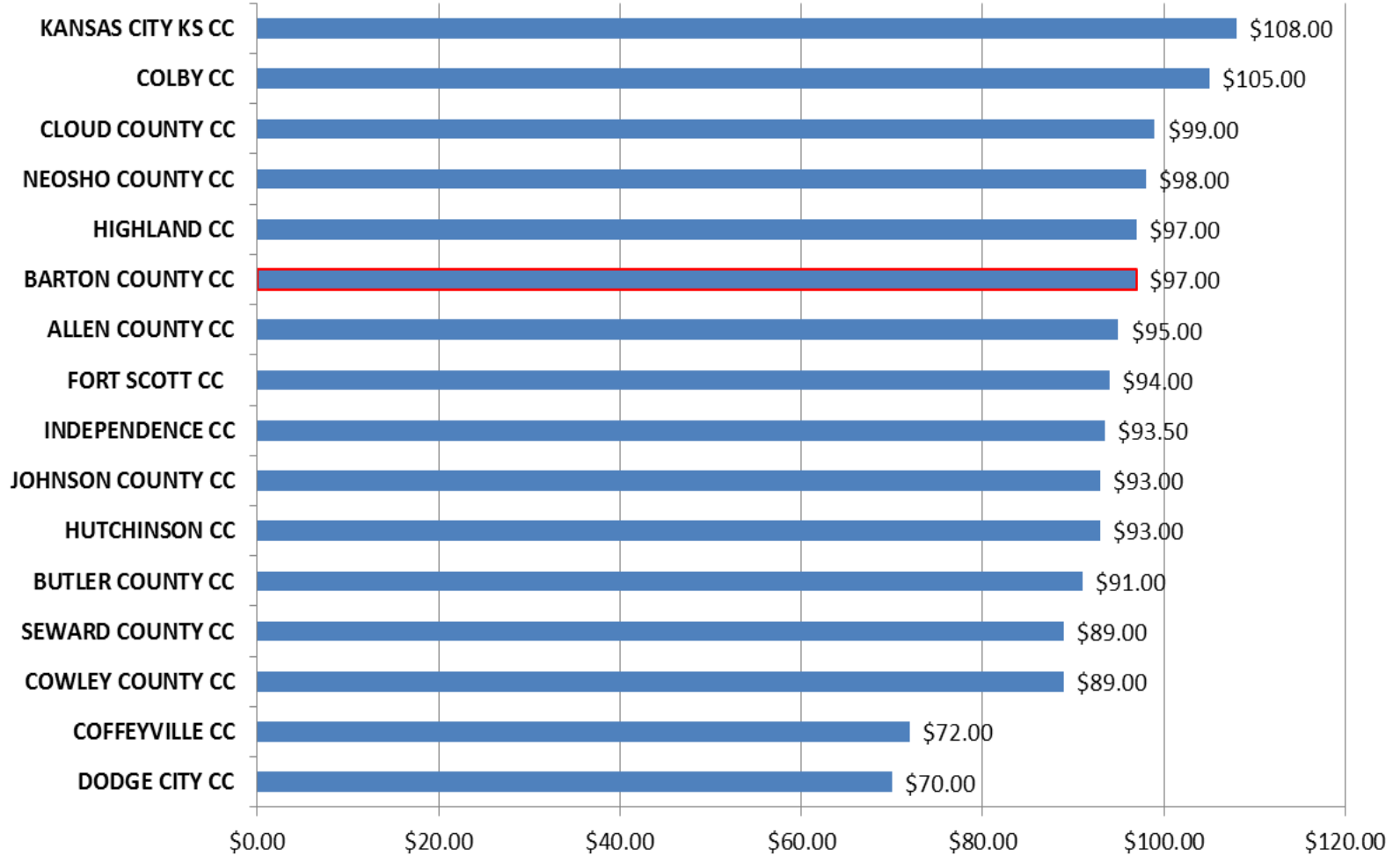
For the most part, Barton's Tuition & Fee rates fall in the middle of the Community Colleges. Considerations:

- Due to the drop in valuation, Barton has lowered its tax request the past two years (total of \$1,850,000). We have planned to make up for this with cash reserves (if necessary).
- Our FY17 Budget is set with a \$1,860,000 deficit.
- We have been fortunate to have continued growth, which has eliminated the need to use our reserves, however current credit hour production shows a decline for FY17.
- Current aggressive recruiting from Fort Hays, Wichita State, & EduKan
- Current cut of 4% in FY17 State Aid (\$316,601). High probability that there will be additional cuts for FY17.
- State Oil price:

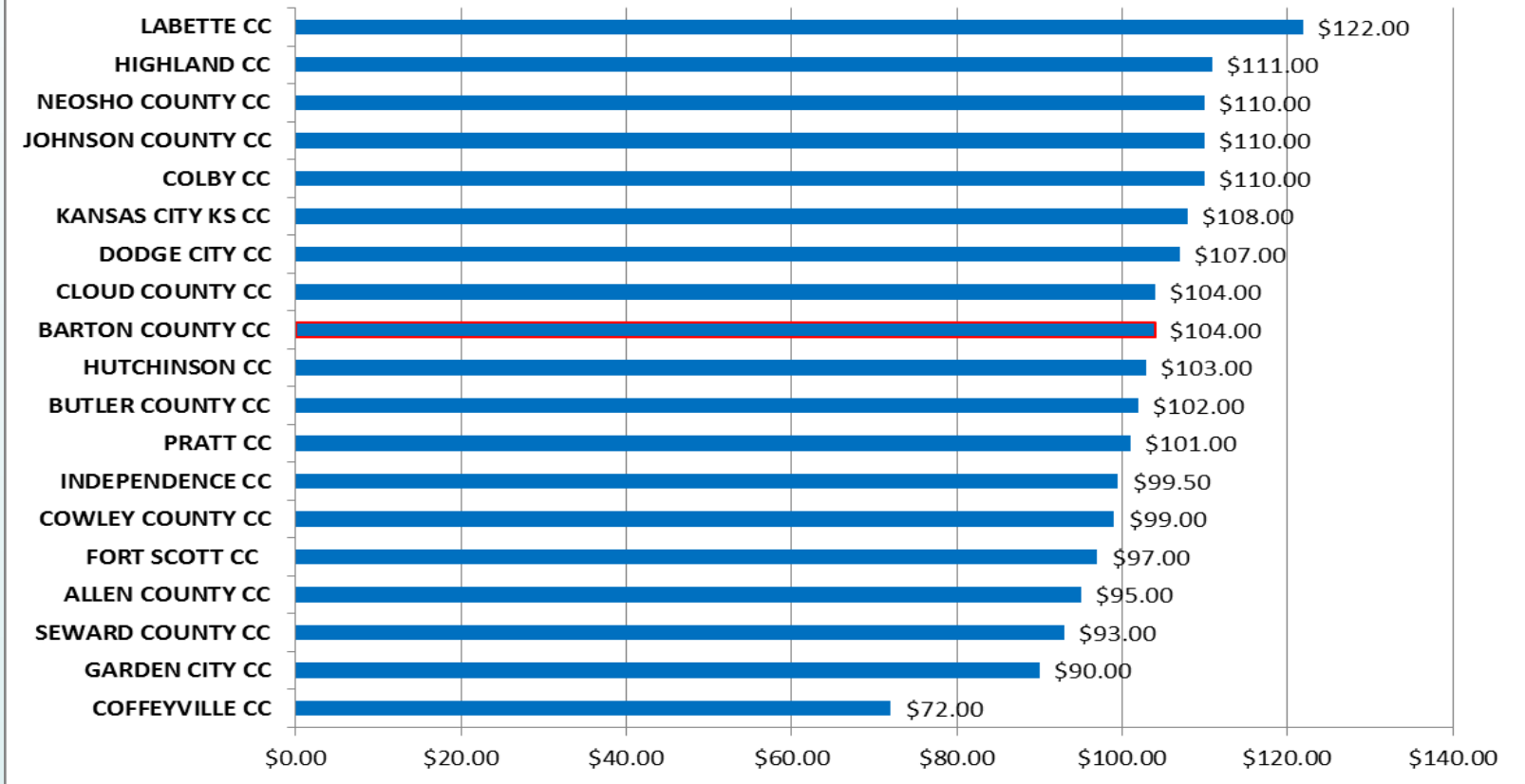
	Valuation	\$/Barrel
2014	\$62,454,112	\$84.00
2015	\$25,079,997	\$38.00
2016	\$15,509,644	\$27.00
2017	?	\$43.00

*Estimate of \$28,000,000 for the oil valuation

AY17 In-District Tuition & Fees

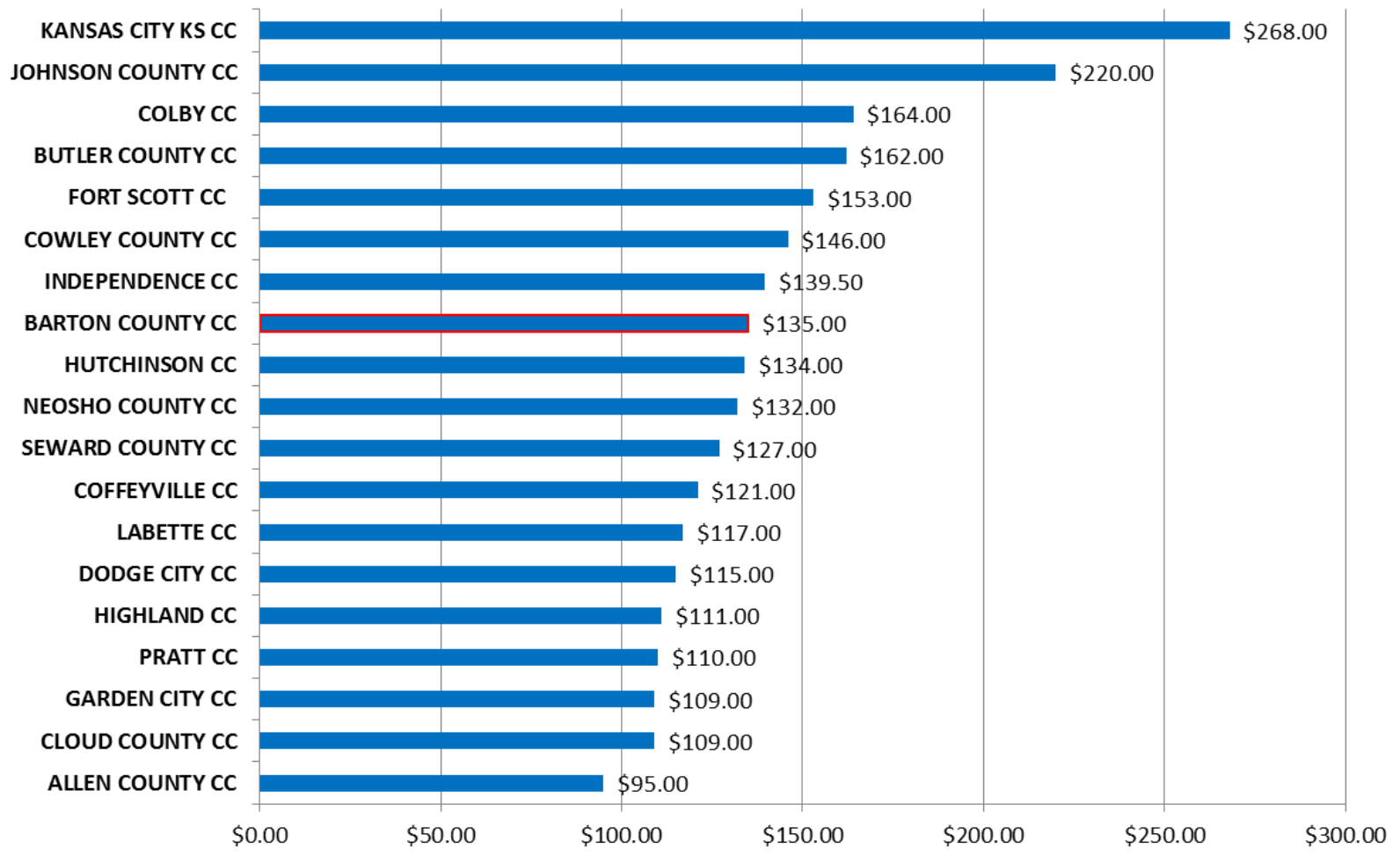


AY17 Resident Tuition & Fees

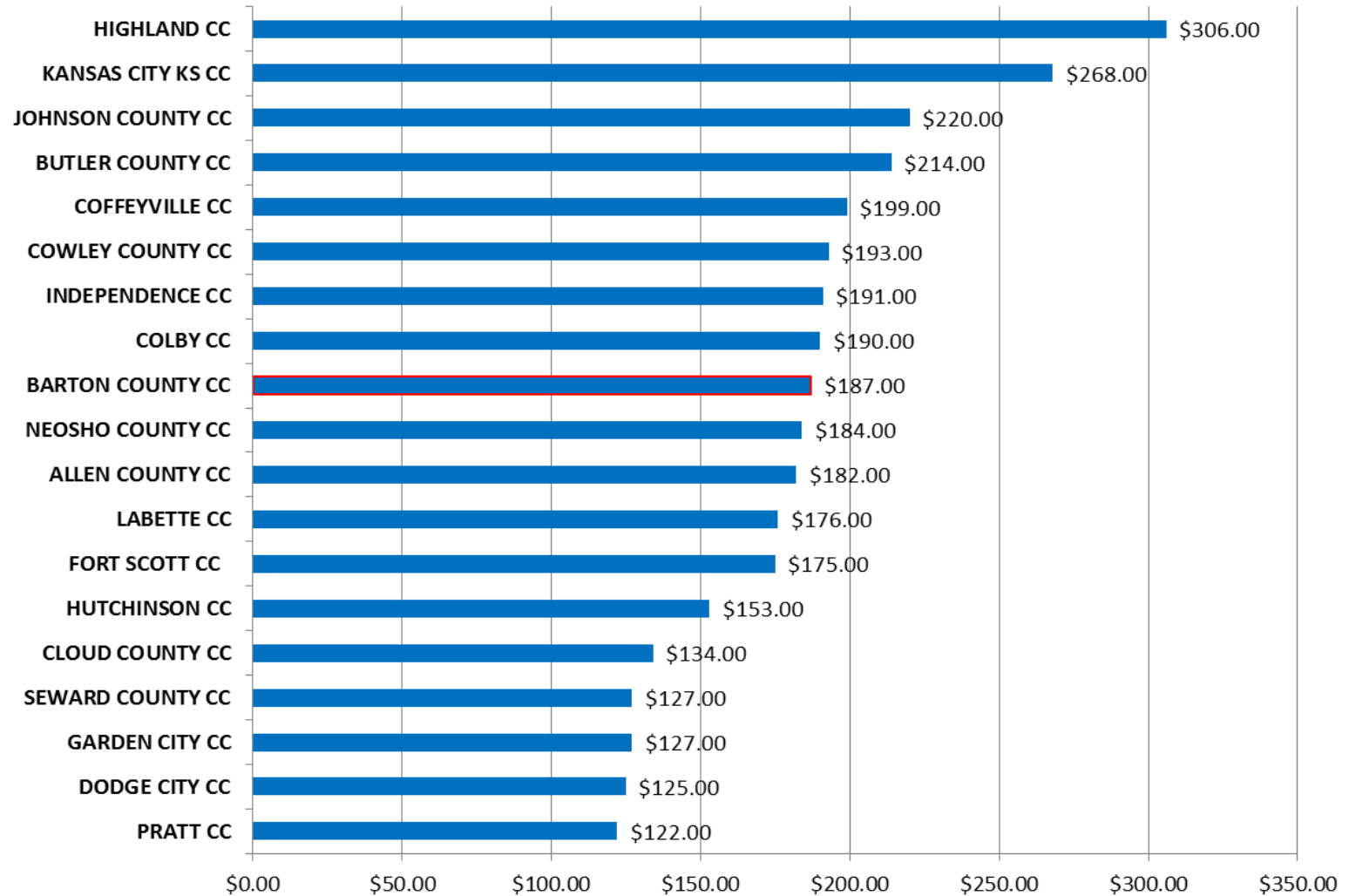


Barton's in-state T&F is \$104 per credit hour. Barton provides a \$7 per credit hour scholarship to students residing in Barton County (In-District).

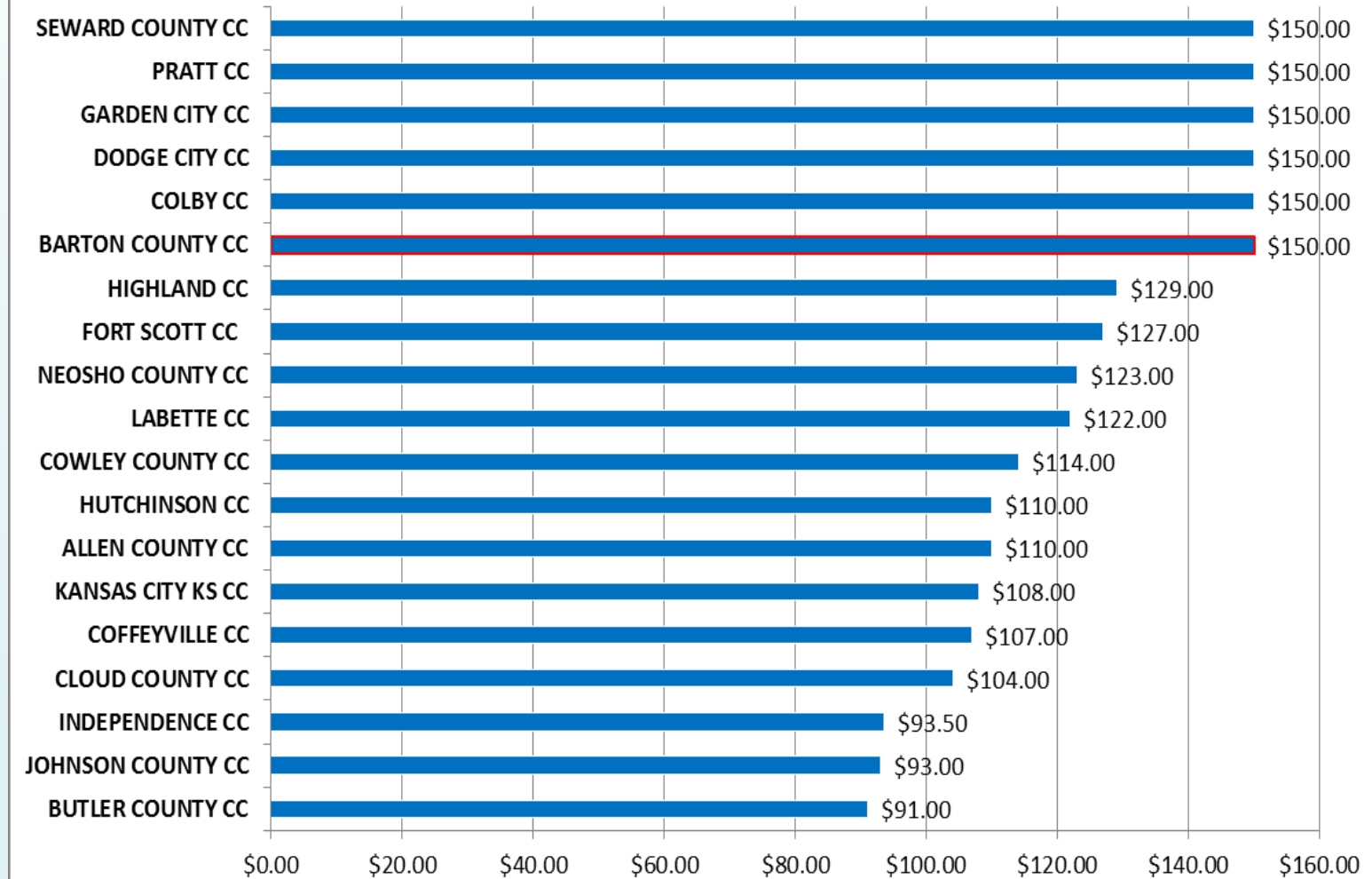
AY17 Non-Resident Tuition & Fees



AY17 International Tuition & Fees



AY17 Online Tuition & Fees



Tuition & Fee History / Percent Change / Total T&F Revenue

Academic Year	In-State				Out-of-State				International				BartOnline				Total T & F Revenue
	Tuition	Fees	Total	% Increase	Tuition	Fees	Total	% Increase	Tuition	Fees	Total	% Increase	Tuition	Fees	Total	% Increase	
07-08	\$49	\$18	\$67		\$68	\$18	\$86		\$127	\$18	\$145		\$125	\$0	\$125		\$5,919,630
08-09	\$49	\$22	\$71	6.0%	\$68	\$22	\$90	4.7%	\$127	\$22	\$149	2.8%	\$125	\$0	\$125	0.0%	\$6,071,527
09-10	\$49	\$25	\$74	4.2%	\$70	\$25	\$95	5.6%	\$127	\$25	\$152	2.0%	\$130	\$0	\$130	4.0%	\$6,577,764
10-11	\$54	\$30	\$84	13.5%	\$85	\$30	\$115	21.1%	\$137	\$30	\$167	9.9%	\$130	\$0	\$130	0.0%	\$8,011,956
11-12	\$57	\$30	\$87	3.6%	\$88	\$30	\$118	2.6%	\$140	\$30	\$170	1.8%	\$133	\$0	\$133	2.3%	\$9,089,801
12-13	\$57	\$30	\$87	0.0%	\$88	\$30	\$118	0.0%	\$140	\$30	\$170	0.0%	\$133	\$0	\$133	0.0%	\$10,333,946
13-14	\$59	\$32	\$91	4.6%	\$90	\$32	\$122	3.4%	\$142	\$32	\$174	2.4%	\$137	\$0	\$137	3.0%	\$11,966,379
14-15 (201501)	\$59	\$32	\$91	0.0%	\$90	\$32	\$122	0.0%	\$142	\$32	\$174	0.0%	\$137	\$0	\$137	0.0%	
14-15 (201502 & 03)	\$65	\$32	\$97	6.6%	\$96	\$32	\$128	4.9%	\$148	\$32	\$180	3.4%	\$143	\$0	\$143	4.4%	\$13,612,593
15-16	\$68	\$32	\$100	3.1%	\$99	\$32	\$131	2.3%	\$151	\$32	\$183	1.7%	\$146	\$0	\$146	2.1%	\$14,018,425
16-17	\$72	\$32	\$104	4.0%	\$103	\$32	\$135	3.1%	\$155	\$32	\$187	2.2%	\$150	\$0	\$150	2.7%	
% Change since 07-08	46.9%	77.8%	55.2%		51.5%	77.8%	57.0%		22.0%	77.8%	29.0%		20.0%	0.0%	20.0%		136.8%

AY18 Tuition & Fees

- Most of the Kansas Community College's enrollments and credit hour production have decreased this past year, which in turn has reduced revenue for each college.
- The decrease in enrollment, and the decrease in state support, has increased competition for student enrollments as it is the only way that most institutions are generating additional revenue.
- Unfortunately, the number of in-state students is limited, and the majority of college's potential growth is in the out-of-state student population. This is true for both online as well as face to face students.
- The Technical Colleges are able to count and claim all out of state students as being in-state, which increases the competition for these students.
- So far 6 institutions have developed lower out of state rates to encourage additional enrollments. These out of state students bring additional revenue to the institutions through tuition, fees, housing revenue, etc. as well as additional dollars to the community. This may be something Barton would want to consider.

AY18

What amount of additional revenue will a \$1 Increase generate?

<u>Tuition</u>	<u>Current Rate</u>	<u>Increase</u>	<u>New Rate</u>	<u>Scholarships</u>	<u>Additional Revenue</u>
-					-
In County tuition increase	\$65	\$1	\$66	\$3,220	\$10,212.5
Out of County tuition increase	\$72	\$1	\$73	\$37,142	\$7,932.5
Out of State tuition increase	\$103	\$1	\$104	\$2,468	\$890.5
International tuition increase	\$155	\$1	\$156	\$1,173	\$159.0
BartOnline tuition increase	\$150	\$1	\$151	\$565	\$56,020.0
					\$75,214.5
<u>Fees</u>					
-					
In County fee increase	\$32	\$1	\$33	\$0	\$13,432.5
Out of County fee increase	\$32	\$1	\$33	\$32,999	\$12,075.5
Out of State fee increase	\$32	\$1	\$33	\$766	\$2,592.5
International fee increase	\$32	\$1	\$33	\$0	\$1,332.0
BartOnline Fee increase	\$0	\$0	\$0	\$0	\$0.0
					\$29,432.5
			Total		\$104,647.0

*Fees vary by campus (Technology fee, general fee, etc.).

AY18

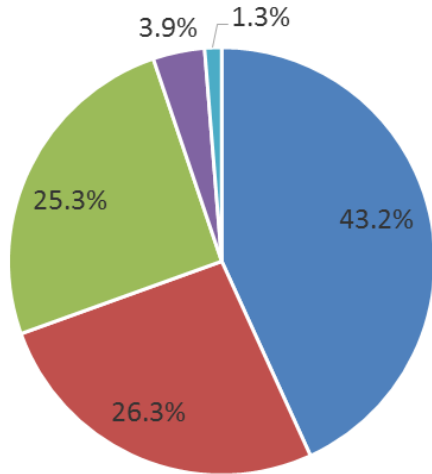
<u>Tuition</u>	<u>Current Rate</u>	<u>Increase</u>	<u>New Rate</u>	<u>Scholarships</u>	<u>Additional Revenue</u>
-					-
In County tuition increase	\$65	\$2	\$67	\$6,440	\$20,425.0
Out of County tuition increase	\$72	\$2	\$74	\$74,284	\$15,865.0
Out of State tuition increase	\$103	-\$29	\$74	-\$71,572	-\$25,824.5
International tuition increase	\$155	\$2	\$157	\$2,346	\$318.0
BartOnline tuition increase	\$150	\$0	\$150	\$0	\$0.0
					\$10,783.5
<hr/>					
<u>Fees</u>	-				
In County fee increase	\$32	\$2	\$34	\$0	\$26,865.0
Out of County fee increase	\$32	\$2	\$34	\$65,998	\$24,151.0
Out of State fee increase	\$32	\$2	\$34	\$1,532	\$5,185.0
International fee increase	\$32	\$2	\$34	\$0	\$2,664.0
BartOnline Fee increase	\$0	\$0	\$0	\$0	\$0.0
					\$58,865.0
			Total		\$69,648.5
*Fees vary by campus (Technology fee, general fee, etc.).					

AY18

<u>Tuition</u>	<u>Current Rate</u>	<u>Increase</u>	<u>New Rate</u>	<u>Scholarships</u>	<u>Additional Revenue</u>
-					-
In County tuition increase	\$65	\$0	\$65	\$0	\$0.0
Out of County tuition increase	\$72	\$0	\$72	\$0	\$0.0
Out of State tuition increase	\$103	-\$31	\$72	-\$76,508	-\$27,605.5
International tuition increase	\$155	\$0	\$155	\$0	\$0.0
BartOnline tuition increase	\$150	\$0	\$150	\$0	\$0.0
					-\$27,605.5
<u>Fees</u>					
-					
In County fee increase	\$32	\$4	\$36	\$0	\$53,730.0
Out of County fee increase	\$32	\$4	\$36	\$131,996	\$48,302.0
Out of State fee increase	\$32	\$4	\$36	\$3,064	\$10,370.0
International fee increase	\$32	\$4	\$36	\$0	\$5,328.0
BartOnline Fee increase	\$0	\$0	\$0	\$0	\$0.0
					\$117,730.0
			Total		\$90,124.5

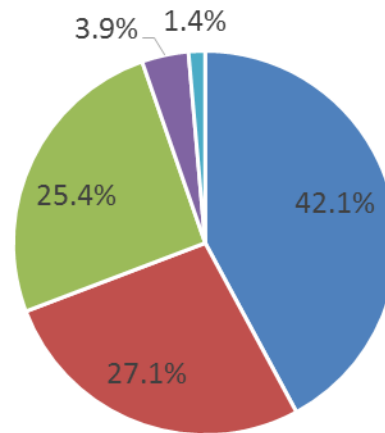
*Fees vary by campus (Technology fee, general fee, etc.).

FY-16 Revenue



■ Tuition and Fees ■ Local Taxes ■ State Aid ■ Other Taxes ■ Other

FY-15 Revenue



■ Tuition and Fees ■ Local Taxes ■ State Aid ■ Other Taxes ■ Other

Barton In-State Credit Hour Production - vs- State Aid

