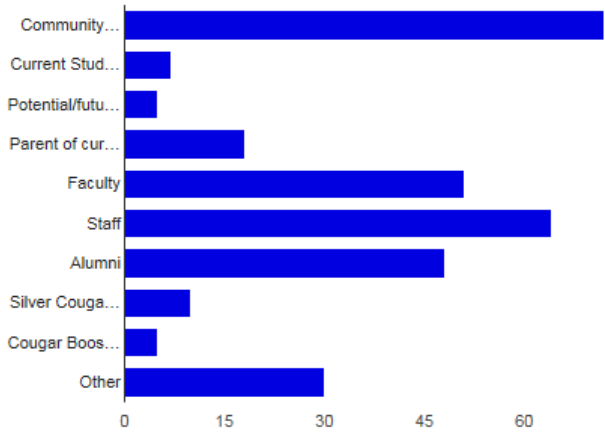
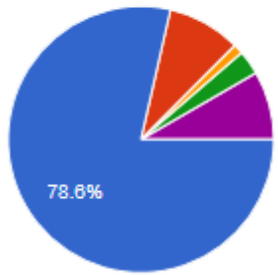


1. Please indicate your affiliation with Barton Community College



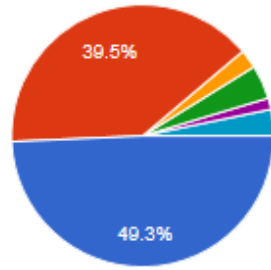
| | | |
|---|-----------|-------|
| Community Member | 72 | 33.8% |
| Current Student | 7 | 3.3% |
| Potential/future student | 5 | 2.3% |
| Parent of current or potential/future student | 18 | 8.5% |
| Faculty | 51 | 23.9% |
| Staff | 64 | 30% |
| Alumni | 48 | 22.5% |
| Silver Cougar Club member | 10 | 4.7% |
| Cougar Booster Club member | 5 | 2.3% |
| Other | 30 | 14.1% |

2. For Faculty, Staff, Students and Alumni only: Please indicate campus:



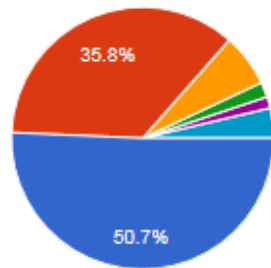
| | | |
|------------------|------------|-------|
| Barton County | 132 | 78.6% |
| Fort Riley | 15 | 8.9% |
| Fort Leavenworth | 2 | 1.2% |
| Online Only | 5 | 3% |
| Other | 14 | 8.3% |

5. Barton's courses and programs are of high quality.



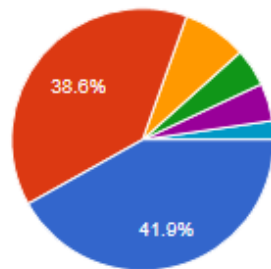
| | | |
|-------------------|------------|-------|
| Strongly Agree | 106 | 49.3% |
| Somewhat Agree | 85 | 39.5% |
| Neither | 5 | 2.3% |
| Somewhat Disagree | 9 | 4.2% |
| Strongly Disagree | 3 | 1.4% |
| Not Applicable | 7 | 3.3% |

6. Barton has a clear direction and mission.



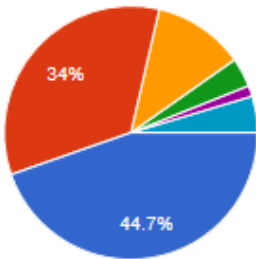
| | | |
|-------------------|------------|-------|
| Strongly Agree | 109 | 50.7% |
| Somewhat Agree | 77 | 35.8% |
| Neither | 14 | 6.5% |
| Somewhat Disagree | 4 | 1.9% |
| Strongly Disagree | 3 | 1.4% |
| Not Applicable | 8 | 3.7% |

7. Barton is open and transparent in regard to its operations.



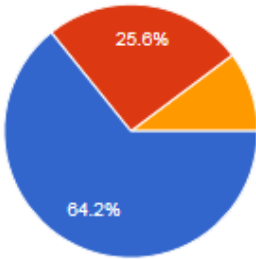
| | | |
|-------------------|-----------|-------|
| Strongly Agree | 90 | 41.9% |
| Somewhat Agree | 83 | 38.6% |
| Neither | 17 | 7.9% |
| Somewhat Disagree | 10 | 4.7% |
| Strongly Disagree | 10 | 4.7% |
| Not Applicable | 5 | 2.3% |

10. Barton engages the community in cultural events.



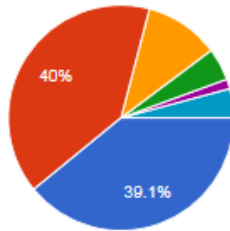
| | | |
|-------------------|-----------|-------|
| Strongly Agree | 96 | 44.7% |
| Somewhat Agree | 73 | 34% |
| Neither | 25 | 11.6% |
| Somewhat Disagree | 8 | 3.7% |
| Strongly Disagree | 3 | 1.4% |
| Not Applicable | 10 | 4.7% |

11. I attend _____ Barton events per year.



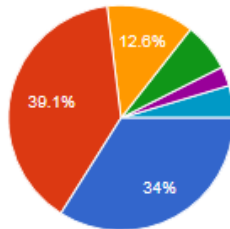
| | | |
|------|------------|-------|
| 0-3 | 138 | 64.2% |
| 4-10 | 55 | 25.6% |
| 11+ | 22 | 10.2% |

15. Barton actively seeks community input.



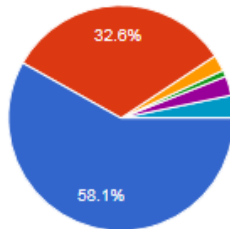
| | | |
|-------------------|----|-------|
| Strongly Agree | 84 | 39.1% |
| Somewhat Agree | 86 | 40% |
| Neither | 23 | 10.7% |
| Somewhat Disagree | 10 | 4.7% |
| Strongly Disagree | 3 | 1.4% |
| Not Applicable | 9 | 4.2% |

16. Barton is responsive to feedback.



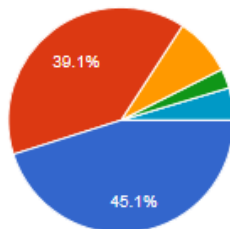
| | | |
|-------------------|----|-------|
| Strongly Agree | 73 | 34% |
| Somewhat Agree | 84 | 39.1% |
| Neither | 27 | 12.6% |
| Somewhat Disagree | 15 | 7% |
| Strongly Disagree | 6 | 2.8% |
| Not Applicable | 10 | 4.7% |

17. Barton faculty and staff put students first and provide an effective learning experience.



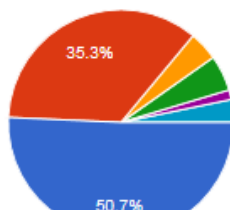
| | | |
|-------------------|-----|-------|
| Strongly Agree | 125 | 58.1% |
| Somewhat Agree | 70 | 32.6% |
| Neither | 5 | 2.3% |
| Somewhat Disagree | 2 | 0.9% |
| Strongly Disagree | 6 | 2.8% |
| Not Applicable | 7 | 3.3% |

18. Barton Faculty and staff are active and engaged in my community.



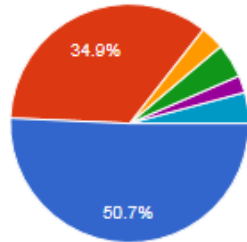
| | | |
|-------------------|----|-------|
| Strongly Agree | 97 | 45.1% |
| Somewhat Agree | 84 | 39.1% |
| Neither | 18 | 8.4% |
| Somewhat Disagree | 6 | 2.8% |
| Strongly Disagree | 0 | 0% |
| Not Applicable | 10 | 4.7% |

19. Barton faculty and staff are typically high-caliber, well-qualified professionals.



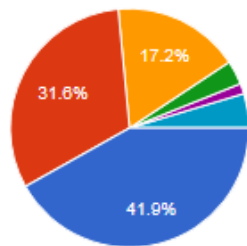
| | | |
|-------------------|-----|-------|
| Strongly Agree | 109 | 50.7% |
| Somewhat Agree | 76 | 35.3% |
| Neither | 9 | 4.2% |
| Somewhat Disagree | 11 | 5.1% |
| Strongly Disagree | 3 | 1.4% |
| Not Applicable | 7 | 3.3% |

20. Barton leaders and administrators appear confident and competent, and are well-qualified.



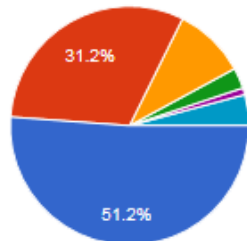
| | | |
|-------------------|-----|-------|
| Strongly Agree | 109 | 50.7% |
| Somewhat Agree | 75 | 34.9% |
| Neither | 7 | 3.3% |
| Somewhat Disagree | 10 | 4.7% |
| Strongly Disagree | 5 | 2.3% |
| Not Applicable | 9 | 4.2% |

21. Barton communicates to the community about its strategic plan, goals and long term focus.



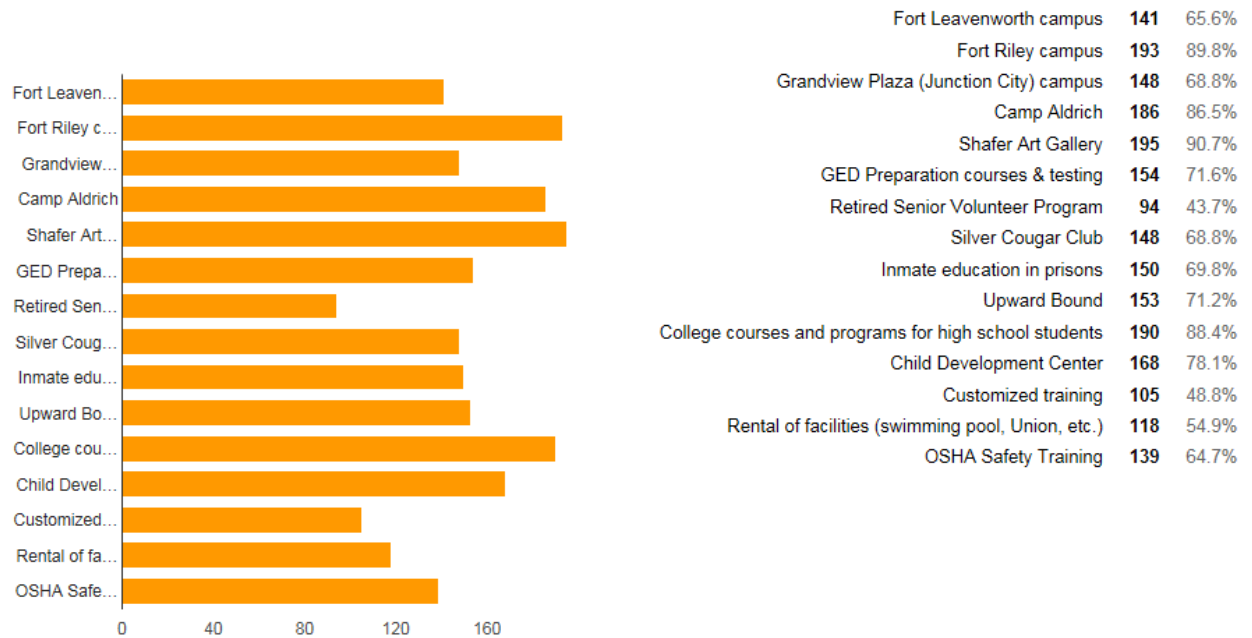
| | | |
|-------------------|----|-------|
| Strongly Agree | 90 | 41.9% |
| Somewhat Agree | 68 | 31.6% |
| Neither | 37 | 17.2% |
| Somewhat Disagree | 7 | 3.3% |
| Strongly Disagree | 3 | 1.4% |
| Not Applicable | 10 | 4.7% |

22. Barton communicates the positive effects the college has on the region.

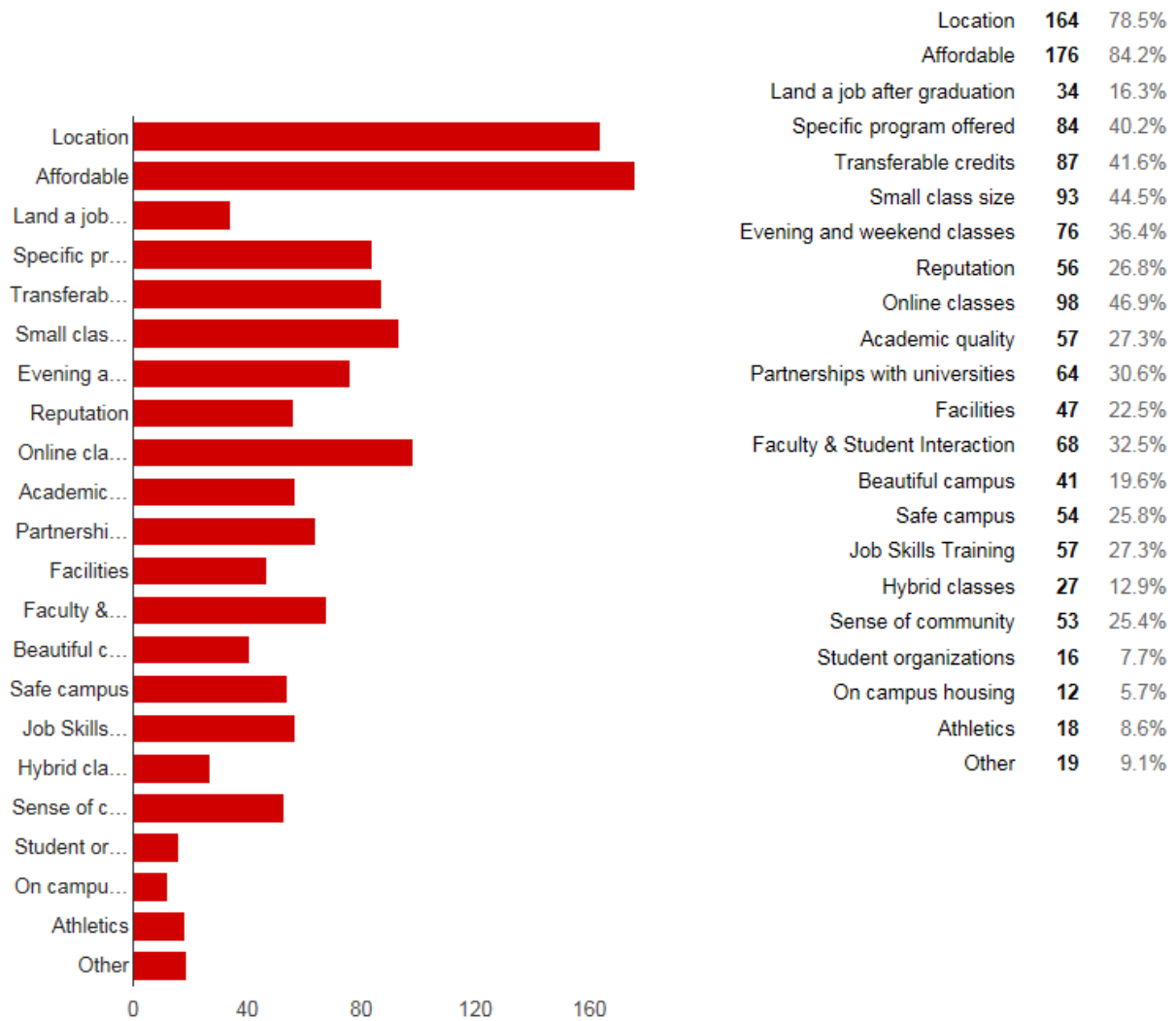


| | | |
|-------------------|-----|-------|
| Strongly Agree | 110 | 51.2% |
| Somewhat Agree | 67 | 31.2% |
| Neither | 21 | 9.8% |
| Somewhat Disagree | 6 | 2.8% |
| Strongly Disagree | 2 | 0.9% |
| Not Applicable | 9 | 4.2% |

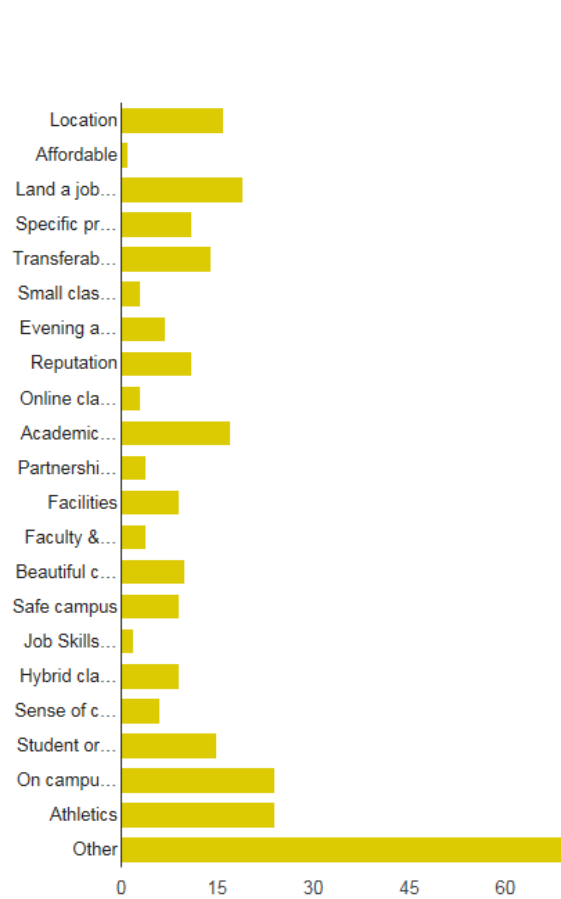
23. Before this survey, I was aware of the following Barton-affiliated services:



24. The main reasons I would consider attending Barton are:



25. The main reasons I would NOT consider attending Barton are:



| | | |
|--------------------------------|----|-------|
| Location | 16 | 8.4% |
| Affordable | 1 | 0.5% |
| Land a job after graduation | 19 | 9.9% |
| Specific program offered | 11 | 5.8% |
| Transferable credits | 14 | 7.3% |
| Small class size | 3 | 1.6% |
| Evening and weekend classes | 7 | 3.7% |
| Reputation | 11 | 5.8% |
| Online classes | 3 | 1.6% |
| Academic quality | 17 | 8.9% |
| Partnerships with universities | 4 | 2.1% |
| Facilities | 9 | 4.7% |
| Faculty & Student Interaction | 4 | 2.1% |
| Beautiful campus | 10 | 5.2% |
| Safe campus | 9 | 4.7% |
| Job Skills Training | 2 | 1% |
| Hybrid classes | 9 | 4.7% |
| Sense of community | 6 | 3.1% |
| Student organizations | 15 | 7.9% |
| On campus housing | 24 | 12.6% |
| Athletics | 24 | 12.6% |
| Other | 69 | 36.1% |



28 Please use three descriptive words to describe your perception of BARTonline, Barton's online learning platform.

