

December Board of Trustees Report

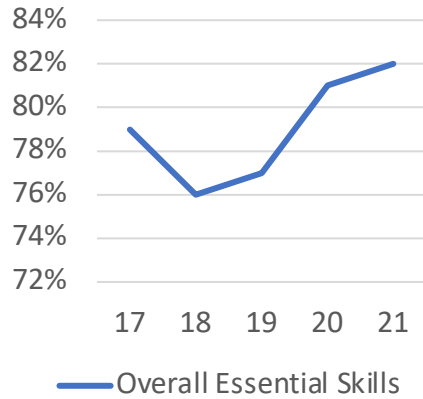
Strategic Planning

STUDENT RETENTION

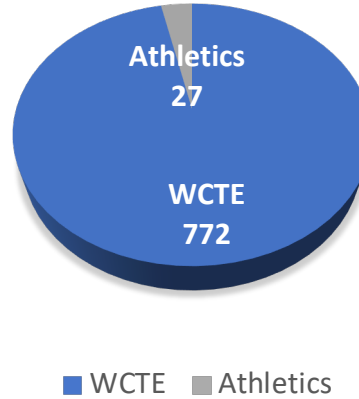
Fall 2020
55%
 Full Time Rate

32%
 Part Time Rate

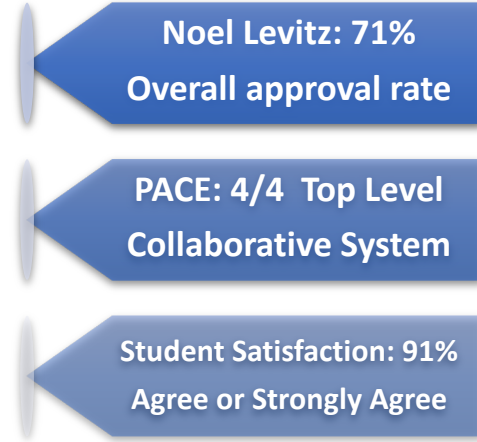
STUDENT LEARNING



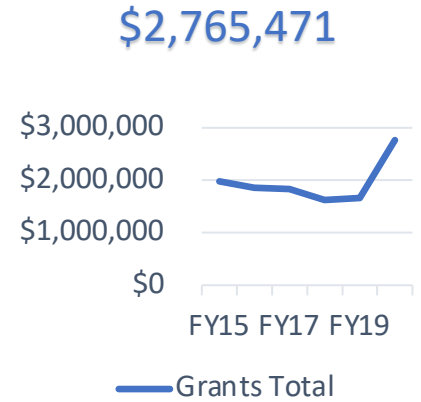
PARTNERSHIPS



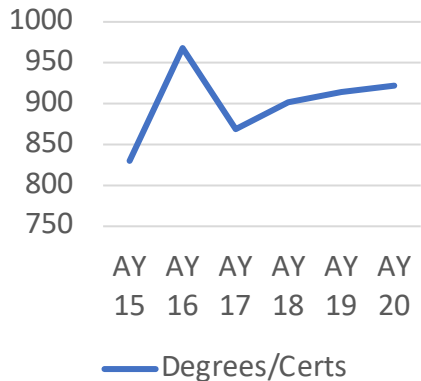
BARTON EXPERIENCE



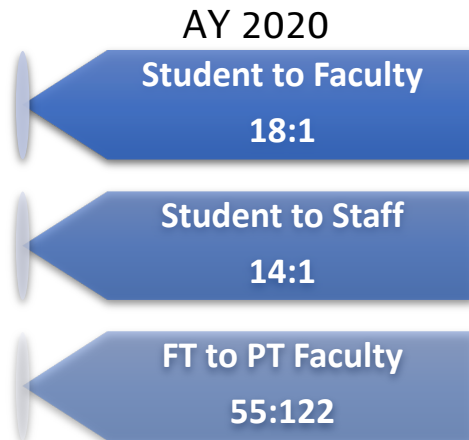
GRANT DOLLARS



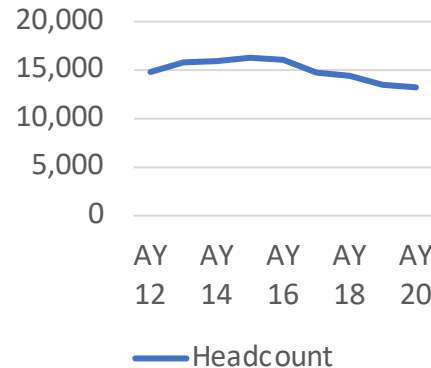
STUDENT COMPLETION



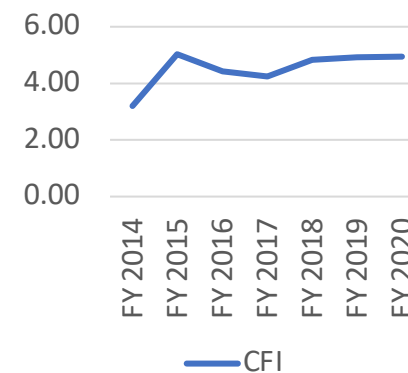
STUDENT RATIOS



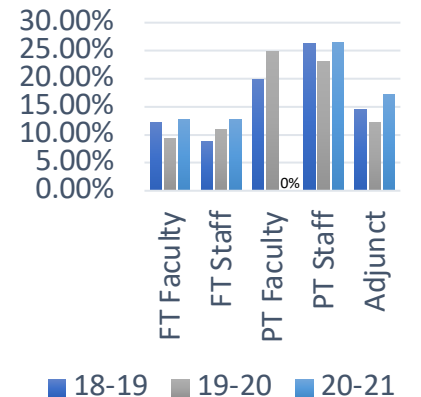
STUDENT ENROLLMENTS



COMPOSITE FINANCIAL INDEX



TURNOVER



Core Priority: Drive Student Success

1. Advance student entry, reentry, retention, and completion strategies

KPI 1.1: Fall to Fall Retention – Full and Part Time

KPI 1.2: Fall to Spring Retention – Full and Part Time

KPI 1.3: Course Completion

KPI 1.4: Degree/Certificate Completion

KPI 1.5: Program Completion (100%, 150%, 200%)

2. Foster excellence in teaching and learning

KPI 2.1: Student Learning Outcomes/Program Assessment

KPI 2.2: Ratio of Faculty to Students

KPI 2.3: Ratio of Staff to Students

KPI 2.4: Ratio of Full-time to Part-time Faculty

Core Priority: Cultivate Community Engagement

3. Expand partnerships & public recognition of Barton Community College

KPI 3.1: Partnerships

KPI 3.2: Total Headcount/Credit Hour/Applications

Core Priority: Optimize the Barton Experience

4. Promote a welcoming environment that recognizes and supports student and employee engagement, integrity, inclusivity, value, and growth

KPI 4.1: Noel Levitz/Student Services Survey

KPI 4.2: Climate Survey – Student Perceptions

KPI 4.3: PACE Employee Climate Survey

Core Priority: Optimize the Barton Experience

5. Develop, enhance, and align business processes.

KPI 5.1: Composite Financial Indicator

KPI 5.2: Total Grant Dollars Raised

KPI 5.3: Full Time/Part Time Faculty Turnover

KPI 5.4: Full Time/Part Time Staff Turnover

KPI 5.5: Adjunct Faculty Turnover



Questions or
Comments?