

# **Barton Community College**

**November 14, 2017  
Board Retreat**

**17-18 Academic Year**

**Tuition & Fees**

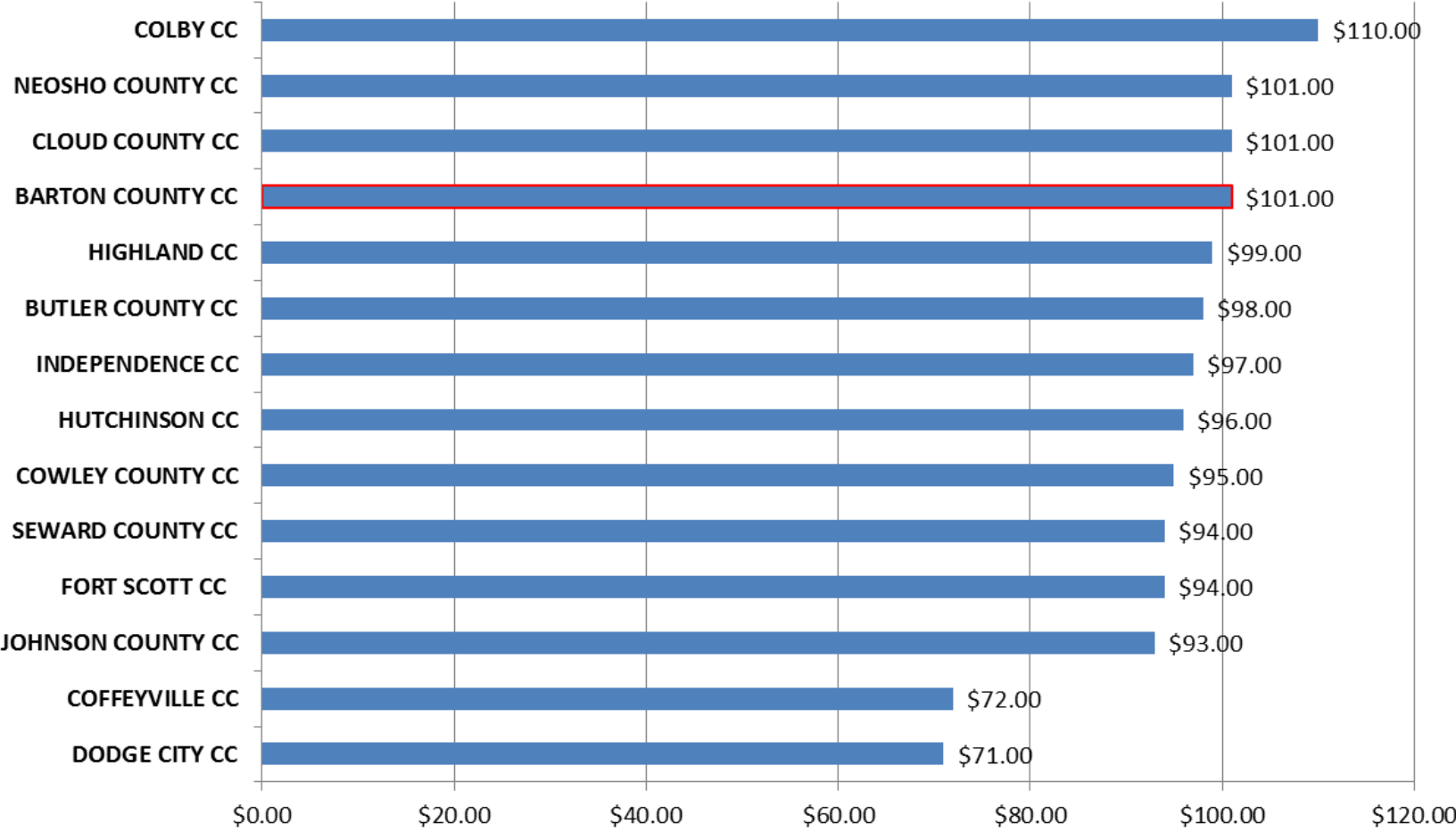
## AY18 Tuition & Fees

For the most part, Barton's Tuition & Fee rates are competitive as compared to the other Community Colleges. Considerations:

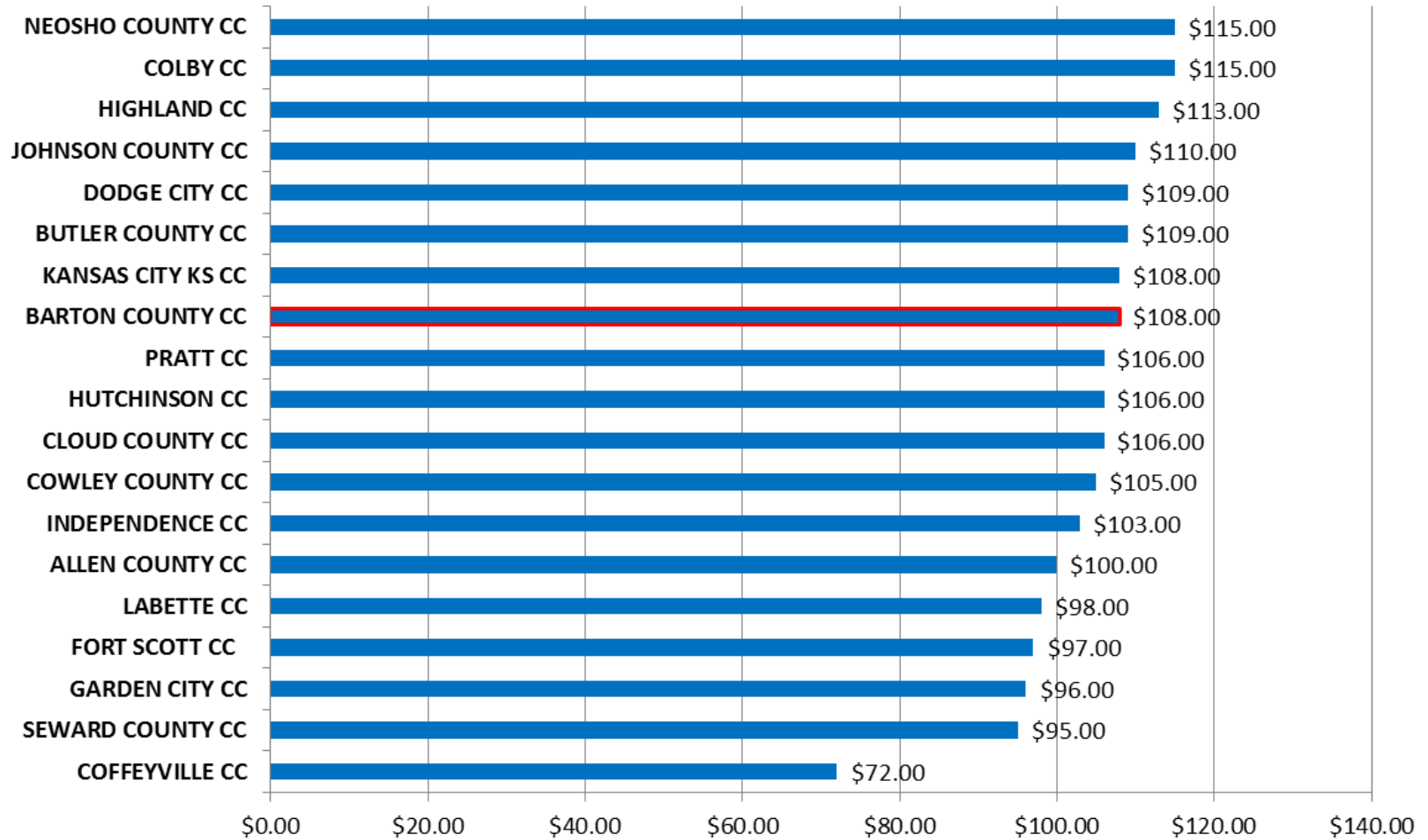
- Due to an increase in valuation of approximately \$14.6 million (real estate & oil), Barton will see approximately \$459,000 in additional tax revenue.
- Our FY18 Budget is set with a \$1,400,000 deficit.
- Credit hour production declined last year and to date appears that we will have a decline for FY18.
- Current aggressive recruiting from Fort Hays, Wichita State, & EduKan
- Current cut of 4% in FY18 State Aid (\$316,601).
- State Oil price:

<b>FY</b>	<b>Valuation</b>		<b>\$/Barrel</b>
2014	\$62,454,112	/	\$84.00
2015	\$25,079,997	/	\$38.00
2016	\$15,509,644	/	\$27.00
2017	\$23,306,172	/	\$43.00

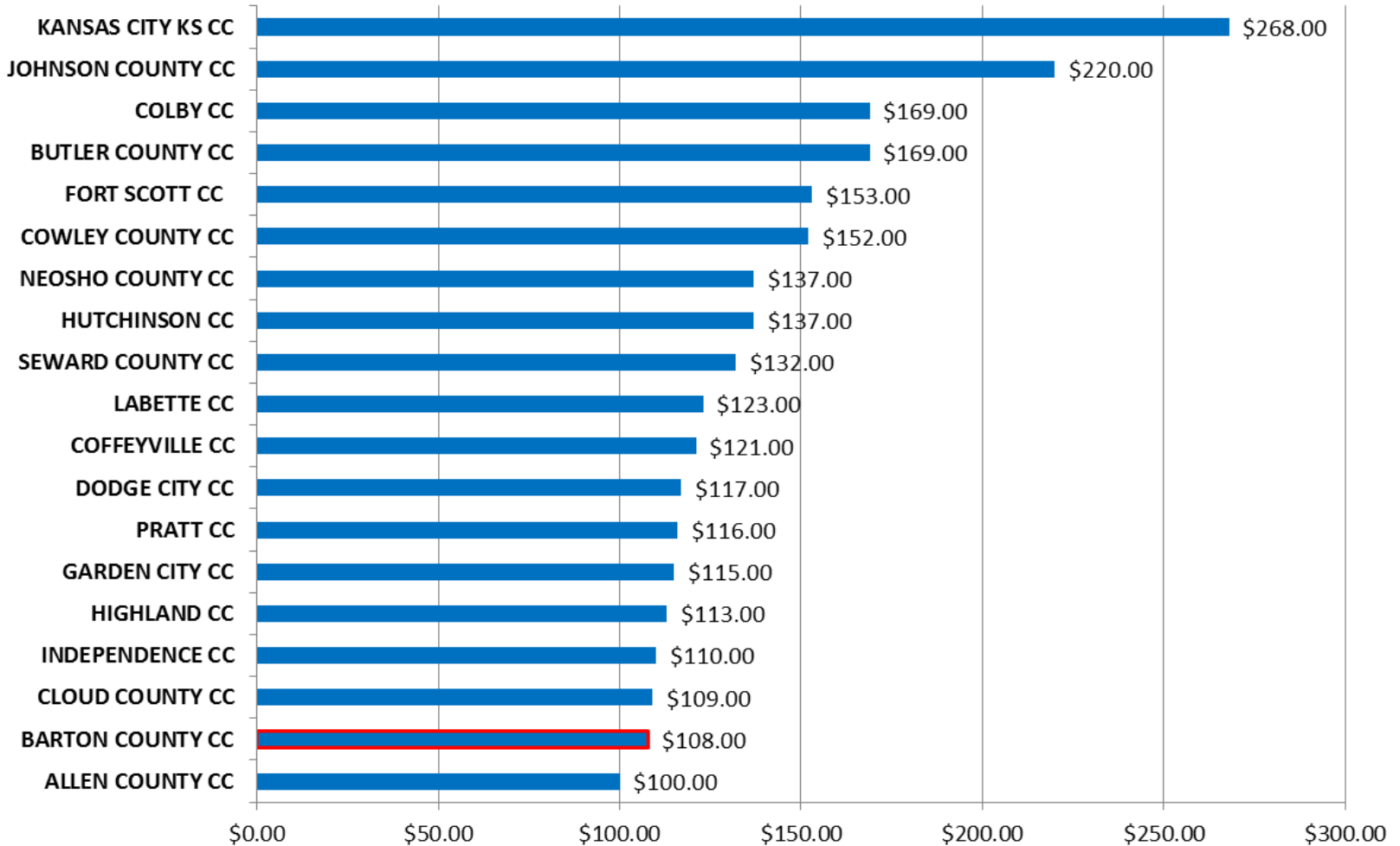
# AY18 In-District Tuition & Fees



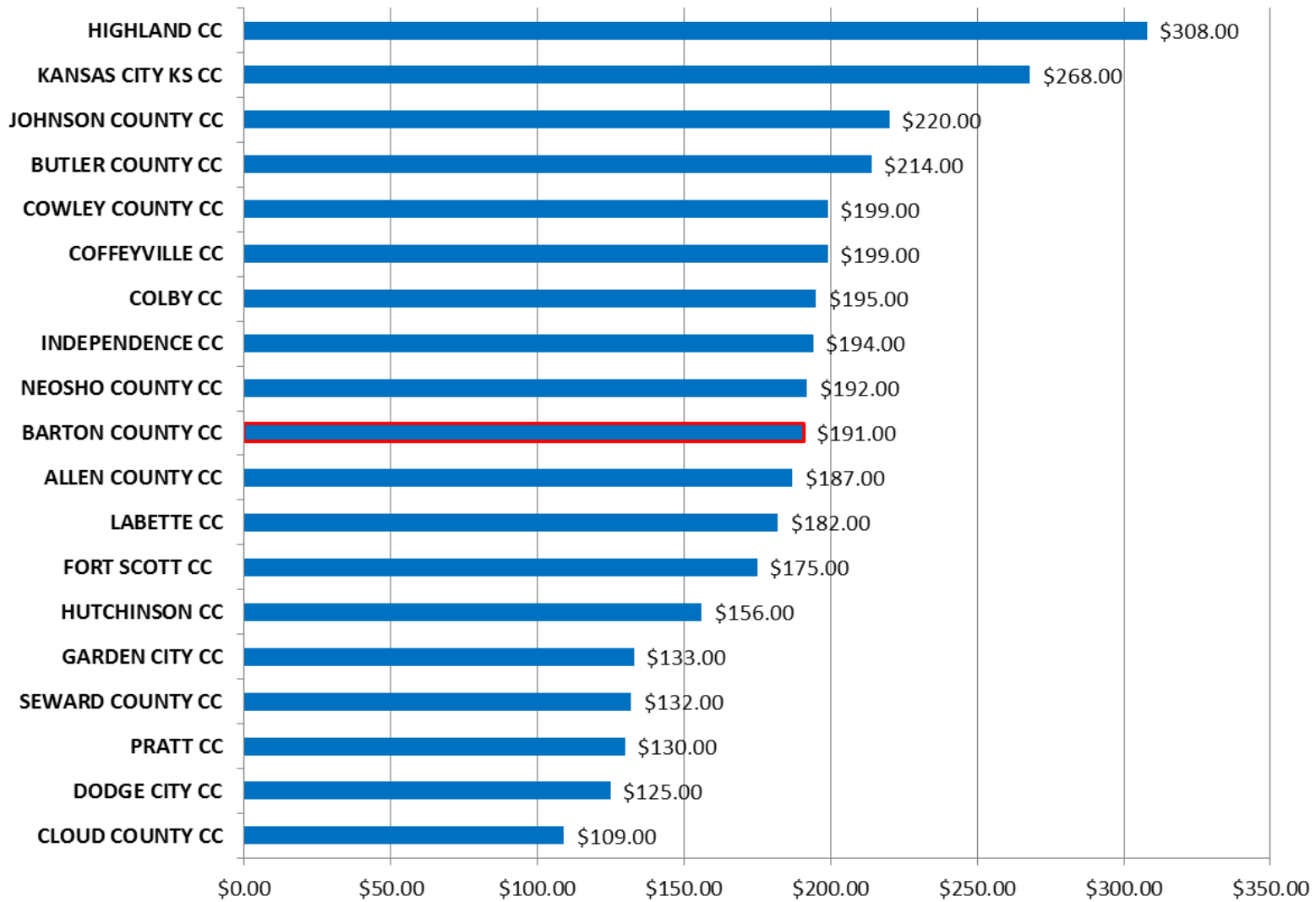
## AY18 Resident Tuition & Fees



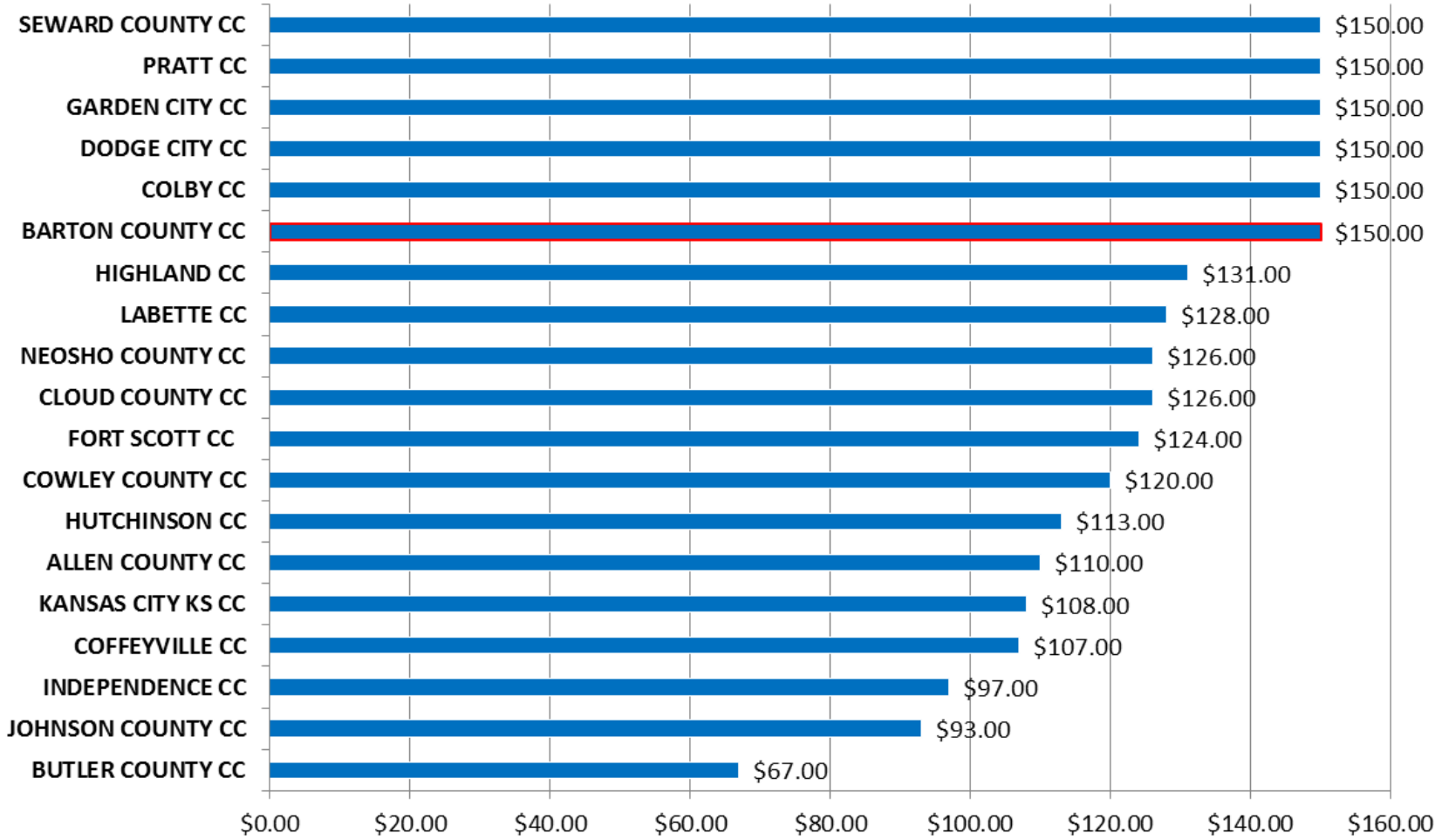
## AY18 Non-Resident Tuition & Fees



## AY18 International Tuition & Fees



# AY18 Online Tuition & Fees



# Tuition & Fee History / Percent Change / Total T&F Revenue

Academic Year	In-State				Out-of-State				International				BartOnline				Total T & F Revenue
	Tuition	Fees	Total	% Increase	Tuition	Fees	Total	% Increase	Tuition	Fees	Total	% Increase	Tuition	Fees	Total	% Increase	
07-08	\$49	\$18	\$67		\$68	\$18	\$86		\$127	\$18	\$145		\$125	\$0	\$125		\$5,919,630
08-09	\$49	\$22	\$71	6.0%	\$68	\$22	\$90	4.7%	\$127	\$22	\$149	2.8%	\$125	\$0	\$125	0.0%	\$6,071,527
09-10	\$49	\$25	\$74	4.2%	\$70	\$25	\$95	5.6%	\$127	\$25	\$152	2.0%	\$130	\$0	\$130	4.0%	\$6,577,764
10-11	\$54	\$30	\$84	13.5%	\$85	\$30	\$115	21.1%	\$137	\$30	\$167	9.9%	\$130	\$0	\$130	0.0%	\$8,011,956
11-12	\$57	\$30	\$87	3.6%	\$88	\$30	\$118	2.6%	\$140	\$30	\$170	1.8%	\$133	\$0	\$133	2.3%	\$9,089,801
12-13	\$57	\$30	\$87	0.0%	\$88	\$30	\$118	0.0%	\$140	\$30	\$170	0.0%	\$133	\$0	\$133	0.0%	\$10,333,946
13-14	\$59	\$32	\$91	4.6%	\$90	\$32	\$122	3.4%	\$142	\$32	\$174	2.4%	\$137	\$0	\$137	3.0%	\$11,966,379
14-15 (201501)	\$59	\$32	\$91	0.0%	\$90	\$32	\$122	0.0%	\$142	\$32	\$174	0.0%	\$137	\$0	\$137	0.0%	
14-15 (201502 & 03)	\$65	\$32	\$97	6.6%	\$96	\$32	\$128	4.9%	\$148	\$32	\$180	3.4%	\$143	\$0	\$143	4.4%	\$13,612,593
15-16	\$68	\$32	\$100	3.1%	\$99	\$32	\$131	2.3%	\$151	\$32	\$183	1.7%	\$146	\$0	\$146	2.1%	\$14,018,425
16-17	\$72	\$32	\$104	4.0%	\$103	\$32	\$135	3.1%	\$155	\$32	\$187	2.2%	\$150	\$0	\$150	2.7%	\$12,919,958
17-18	\$72	\$36	\$108	3.8%	\$72	\$36	\$108	-20.0%	\$155	\$36	\$191	2.1%	\$150	\$0	\$150	0.0%	
<b>% Change since 07-08</b>	46.9%	100.0%	61.2%		5.9%	100.0%	25.6%		22.0%	100.0%	31.7%		20.0%	0.0%	20.0%		



## **AY18 Tuition & Fees**

- Most of the Kansas Community College's enrollments and credit hour production have decreased this past year, which in turn has reduced revenue for each college.
- The decrease in enrollment, and the decrease in state support, has increased competition for student enrollments as it is the only way that most institutions are generating additional revenue.
- Unfortunately, the number of in-state students is limited, and the majority of college's potential growth is in the out-of-state student population. This is true for both online as well as face to face students.
- The Technical Colleges are able to count and claim all out of state students as being in-state, which increases the competition for these students.