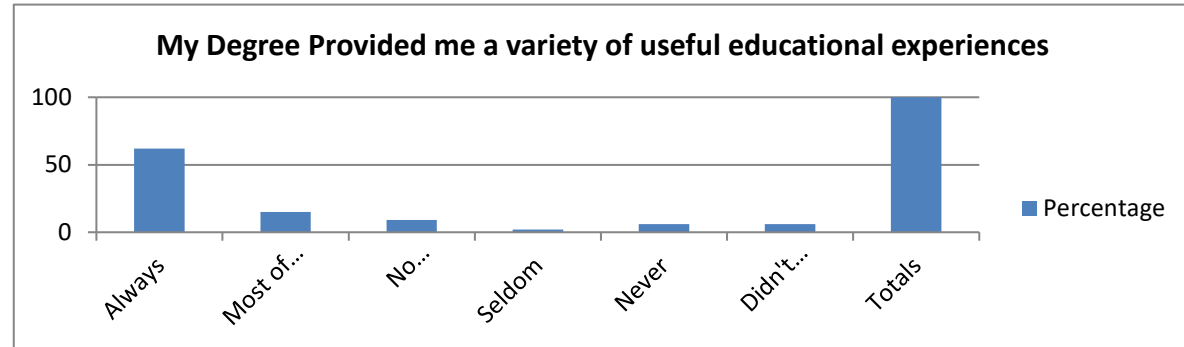


Spring 2020 Graduation Survey Instruction Services

Based on your educational experience at Barton, please rate the veracity of:

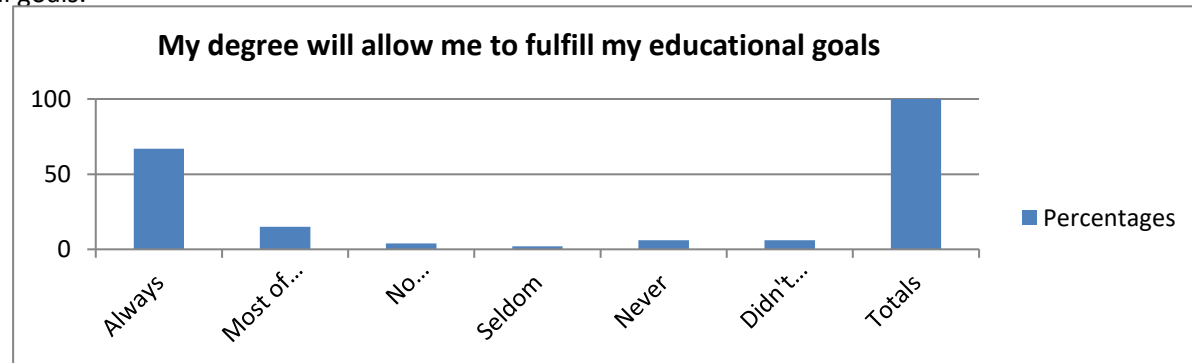
1. My degree provided a variety of useful educational experiences

	Percentage
Always	62
Most of the Time	15
No Opinion/Not Applicable	9
Seldom	2
Never	6
Didn't Answer	6
Totals	100



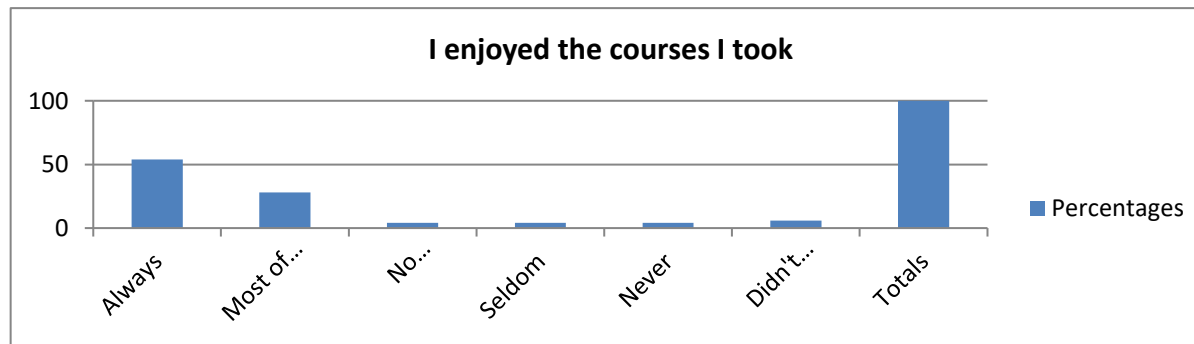
2. My degree will allow me to fulfill my educational goals.

	Percentages
Always	67
Most of the Time	15
No Opinion/Not Applicable	4
Seldom	2
Never	6
Didn't Answer	6
Totals	100



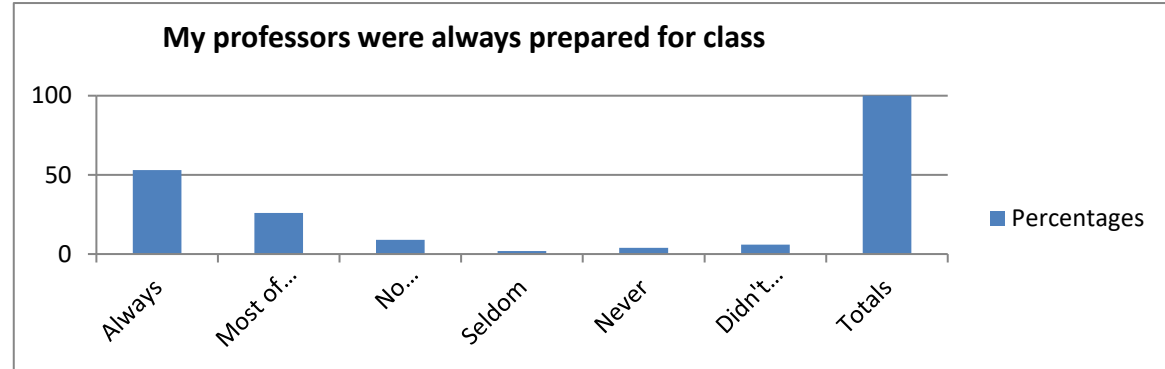
3. I enjoyed the courses I took.

	Percentages
Always	54
Most of the Time	28
No Opinion/Not Applicable	4
Seldom	4
Never	4
Didn't Answer	6
Totals	100



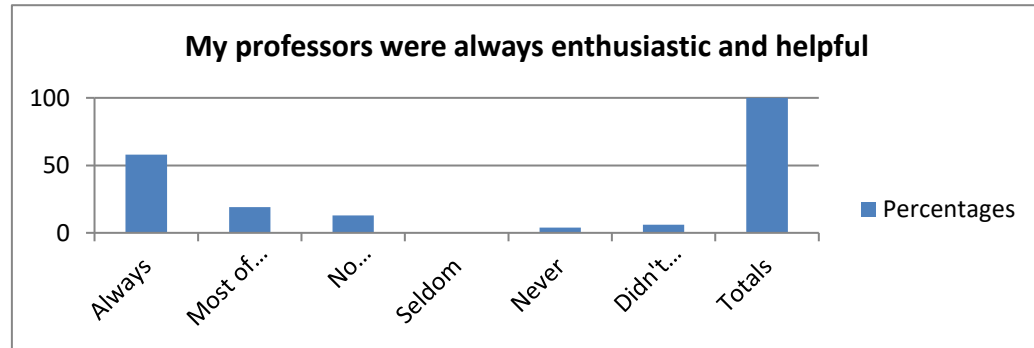
4. My professors were always prepared for class.

	Percentages
Always	53
Most of the Time	26
No Opinion/Not Applicable	9
Seldom	2
Never	4
Didn't Answer	6
Totals	100



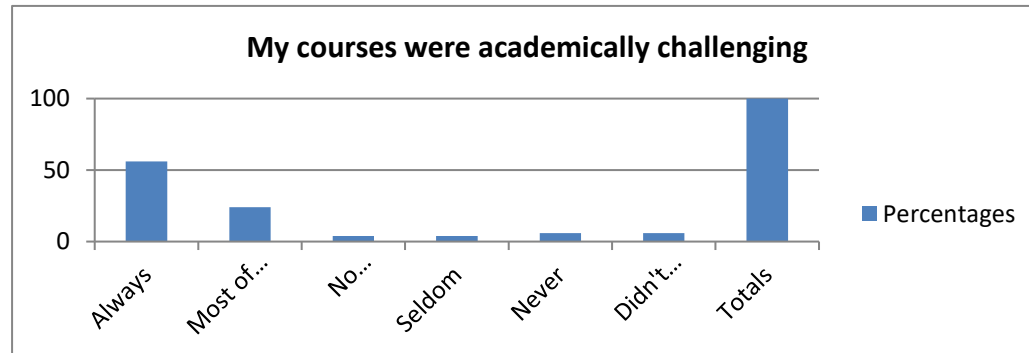
5. My professors were always enthusiastic and helpful.

	Percentages
Always	58
Most of the Time	19
No Opinion/Not Applicable	13
Seldom	0
Never	4
Didn't Answer	6
Totals	100



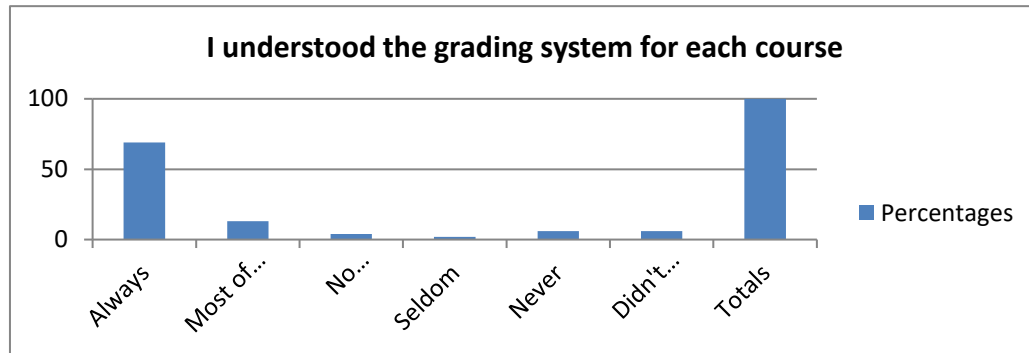
6. My courses were academically challenging.

	Percentages
Always	56
Most of the Time	24
No Opinion/Not Applicable	4
Seldom	4
Never	6
Didn't Answer	6
Totals	100



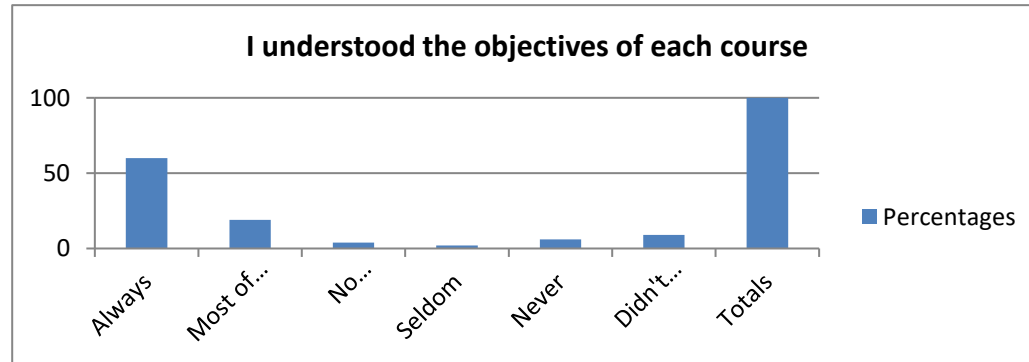
7. I understood the grading system for each course.

	Percentages
Always	69
Most of the Time	13
No Opinion/Not Applicable	4
Seldom	2
Never	6
Didn't Answer	6
Totals	100



8. I understood the objectives of each course.

	Percentages
Always	60
Most of the Time	19
No Opinion/Not Applicable	4
Seldom	2
Never	6
Didn't Answer	9
Totals	100



9. My courses provided me with learning opportunities that enhanced my critical thinking skills.

	Percentages
Always	65
Most of the Time	19
No Opinion/Not Applicable	2
Seldom	2
Never	6
Didn't Answer	6
Totals	100

