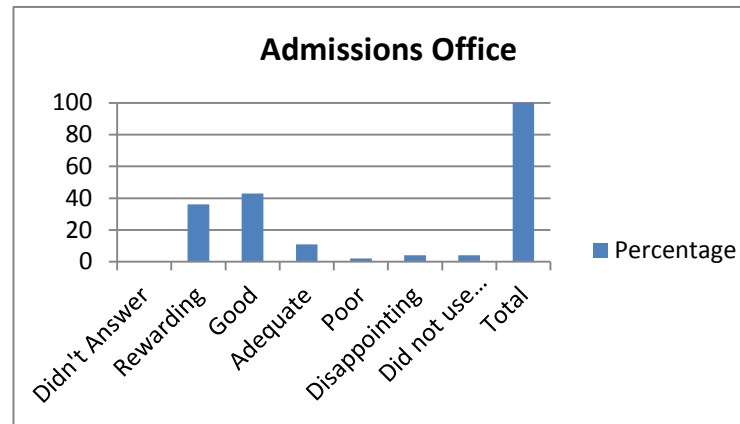


# Spring 2012 Graduation Services Student Services

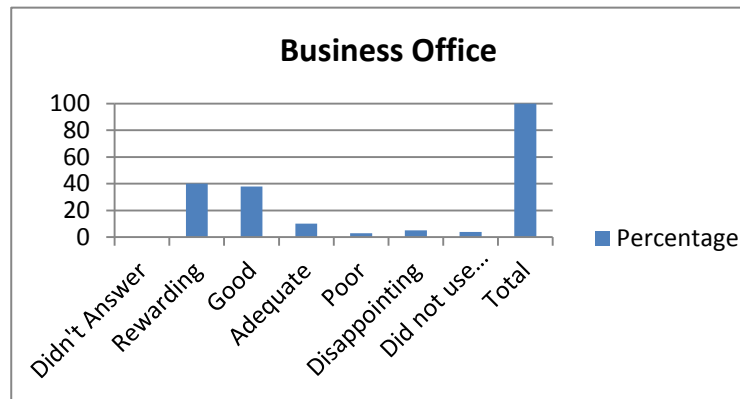
## 1. Admissions Office

	Percentage
Didn't Answer	0
Rewarding	36
Good	43
Adequate	11
Poor	2
Disappointing	4
Did not use this service	4
Total	100



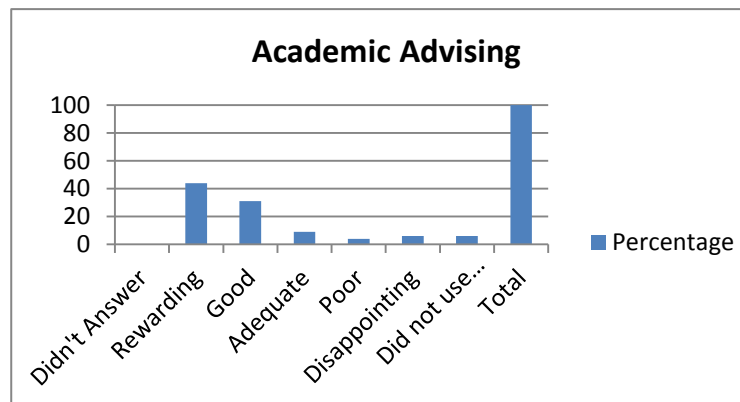
## 2. Business Office

	Percentage
Didn't Answer	0
Rewarding	40
Good	38
Adequate	10
Poor	3
Disappointing	5
Did not use this service	4
Total	100



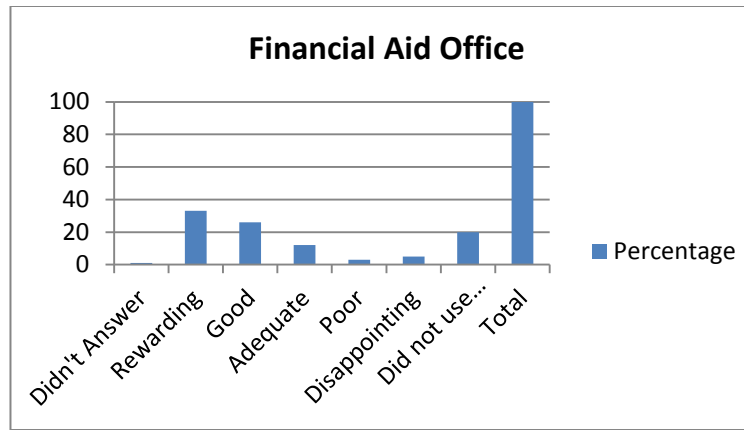
## 3. Academic Advising

	Percentage
Didn't Answer	0
Rewarding	44
Good	31
Adequate	9
Poor	4
Disappointing	6
Did not use this service	6
Total	100



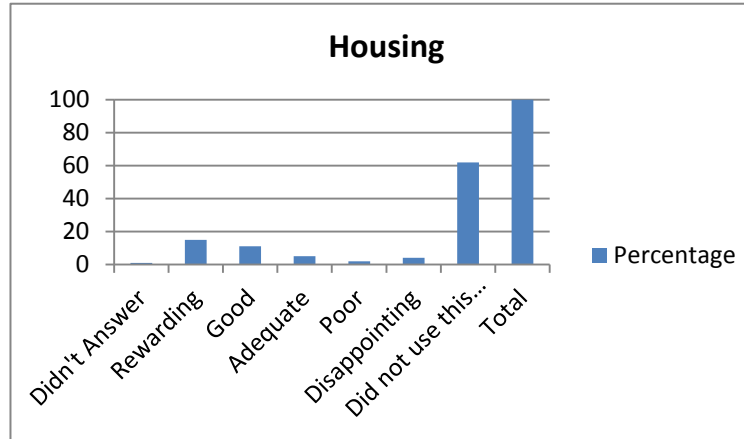
#### 4. Financial Aid Office

	Percentage
Didn't Answer	1
Rewarding	33
Good	26
Adequate	12
Poor	3
Disappointing	5
Did not use this service	20
Total	100



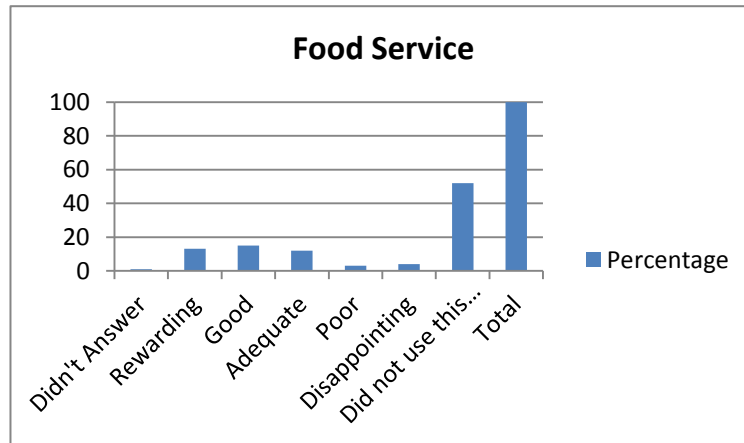
#### 5. Housing

	Percentage
Didn't Answer	1
Rewarding	15
Good	11
Adequate	5
Poor	2
Disappointing	4
Did not use this service	62
Total	100



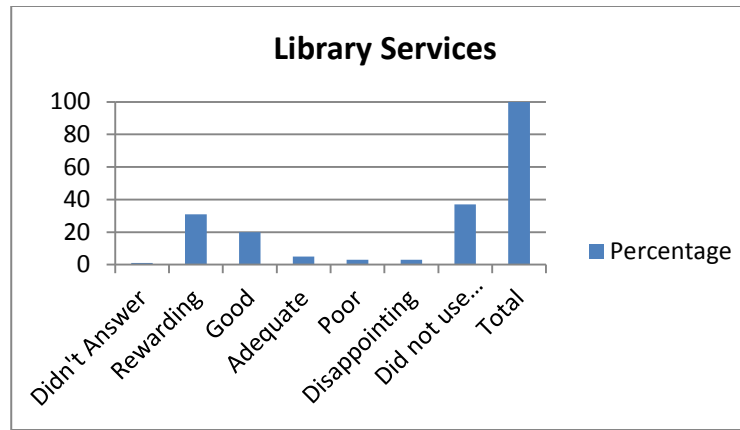
#### 6. Food Service

	Percentage
Didn't Answer	1
Rewarding	13
Good	15
Adequate	12
Poor	3
Disappointing	4
Did not use this service	52
Total	100



### 7. Library Services

	Percentage
Didn't Answer	1
Rewarding	31
Good	20
Adequate	5
Poor	3
Disappointing	3
Did not use this service	37
Total	100



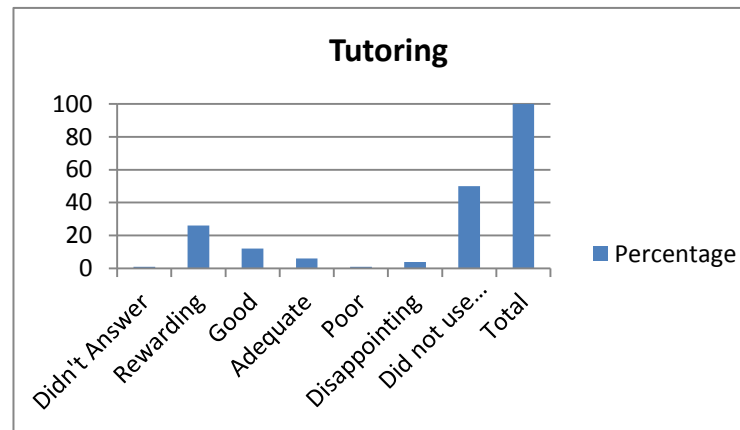
### 8. Bookstore

	Percentage
Didn't Answer	0
Rewarding	37
Good	28
Adequate	7
Poor	3
Disappointing	5
Did not use this service	20
Total	100



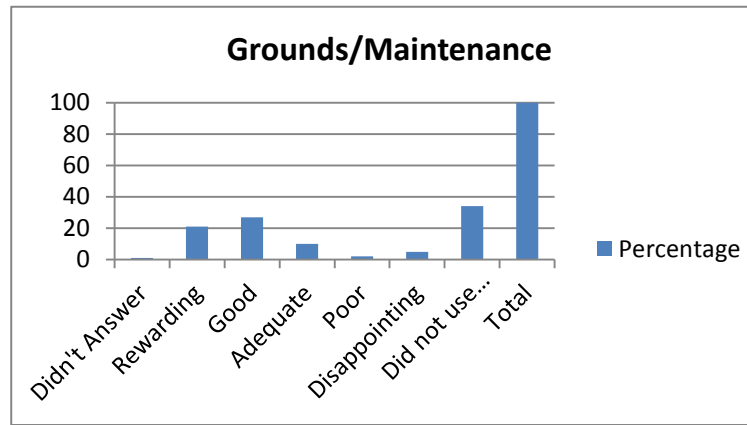
### 9. Tutoring

	Percentage
Didn't Answer	1
Rewarding	26
Good	12
Adequate	6
Poor	1
Disappointing	4
Did not use this service	50
Total	100



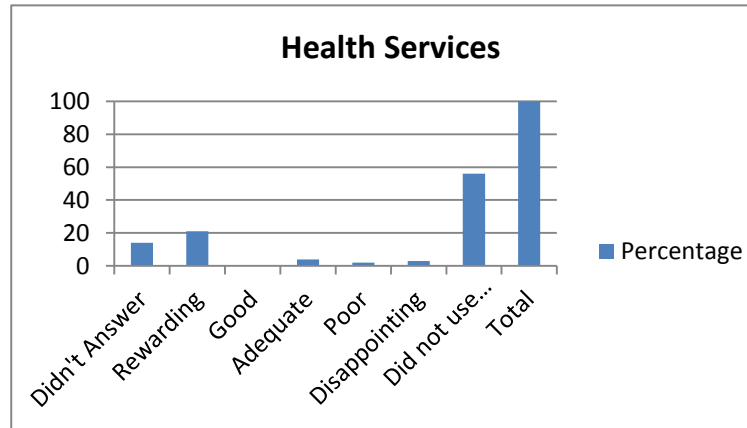
### 10. Grounds/Maintenance

	Percentage
Didn't Answer	1
Rewarding	21
Good	27
Adequate	10
Poor	2
Disappointing	5
Did not use this service	34
Total	100



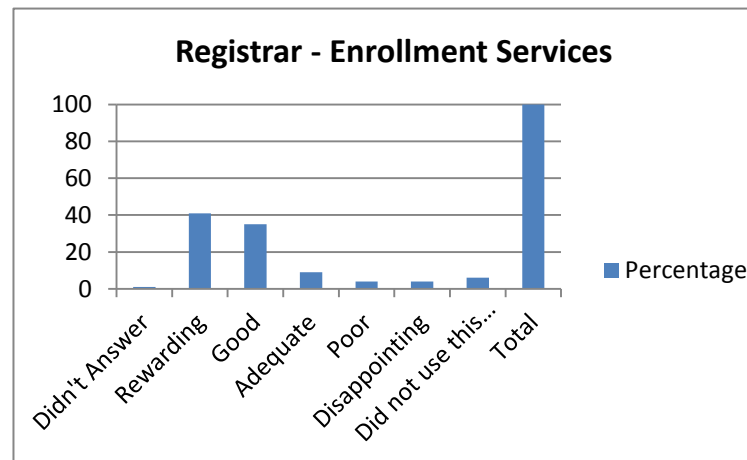
### 11. Health Services

	Percentage
Didn't Answer	14
Rewarding	21
Good	0
Adequate	4
Poor	2
Disappointing	3
Did not use this service	56
Total	100



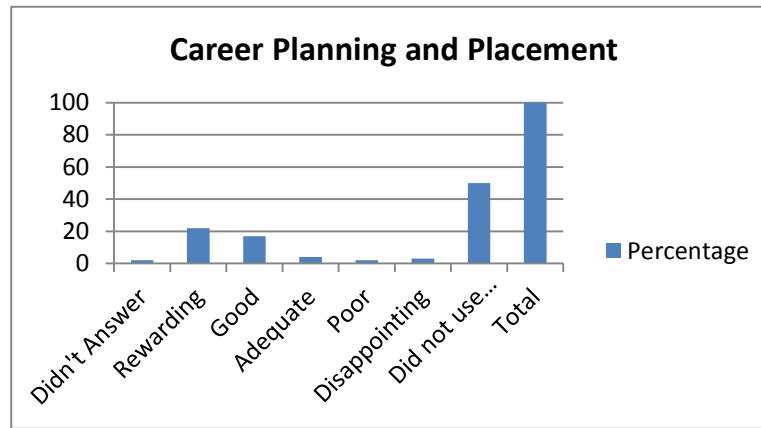
### 12. Registrar - Enrollment Services

	Percentage
Didn't Answer	1
Rewarding	41
Good	35
Adequate	9
Poor	4
Disappointing	4
Did not use this service	6
Total	100



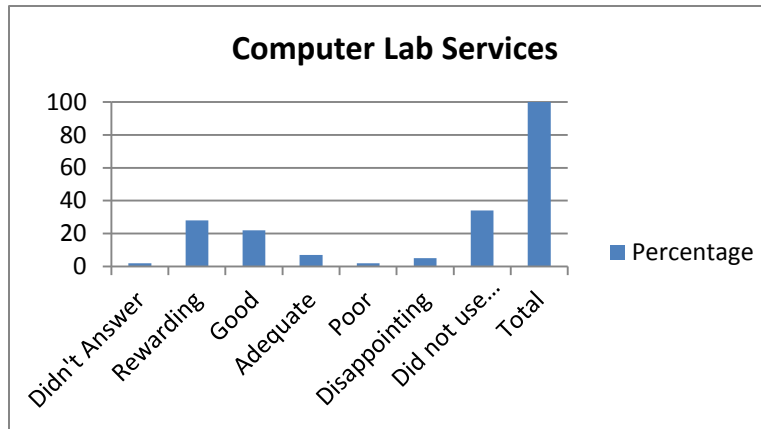
### 13. Career Planning and Placement

	Percentage
Didn't Answer	2
Rewarding	22
Good	17
Adequate	4
Poor	2
Disappointing	3
Did not use this service	50
Total	100



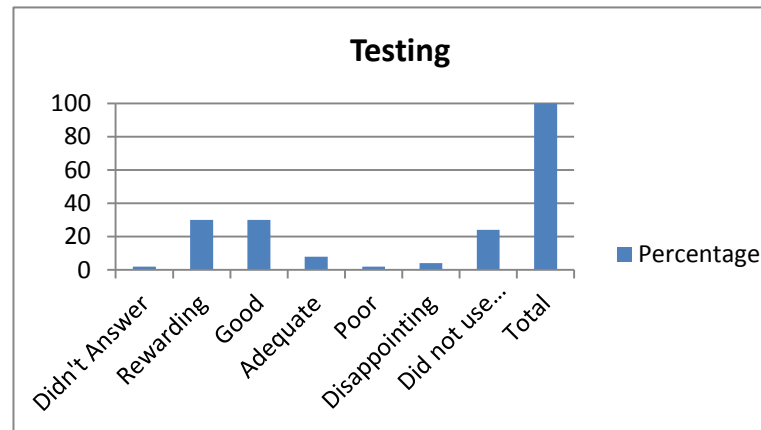
### 14. Computer Lab Services

	Percentage
Didn't Answer	2
Rewarding	28
Good	22
Adequate	7
Poor	2
Disappointing	5
Did not use this service	34
Total	100



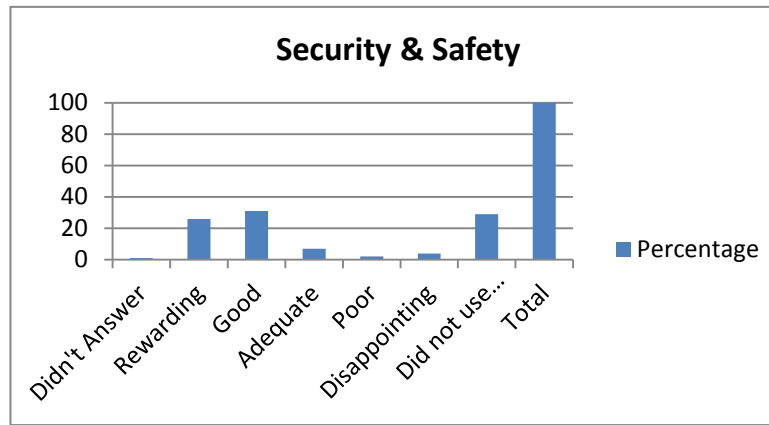
### 15. Testing

	Percentage
Didn't Answer	2
Rewarding	30
Good	30
Adequate	8
Poor	2
Disappointing	4
Did not use this service	24
Total	100



### 16. Security and Safety

Didn't Answer	1
Rewarding	26
Good	31
Adequate	7
Poor	2
Disappointing	4
Did not use this service	29
Total	100



### 17. Student Activities

Didn't Answer	2
Rewarding	22
Good	23
Adequate	6
Poor	2
Disappointing	4
Did not use this service	41
Total	100

