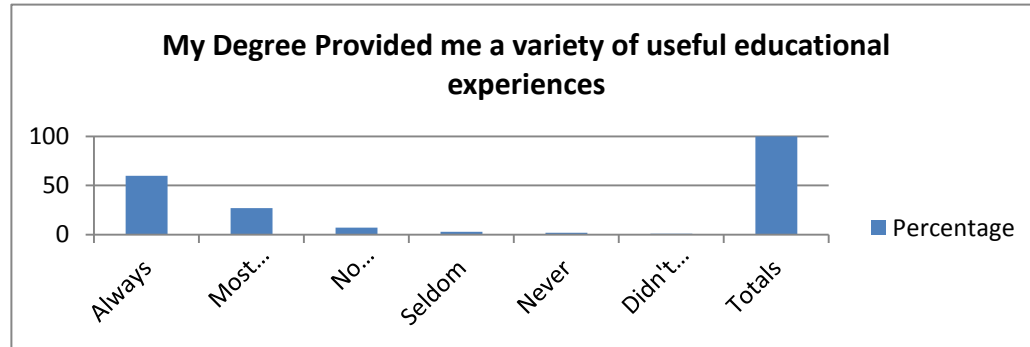


Spring 2011 Graduation Survey Instruction Services

Based on your educational experience at Barton, please rate the veracity of the following statements based on the following scale:

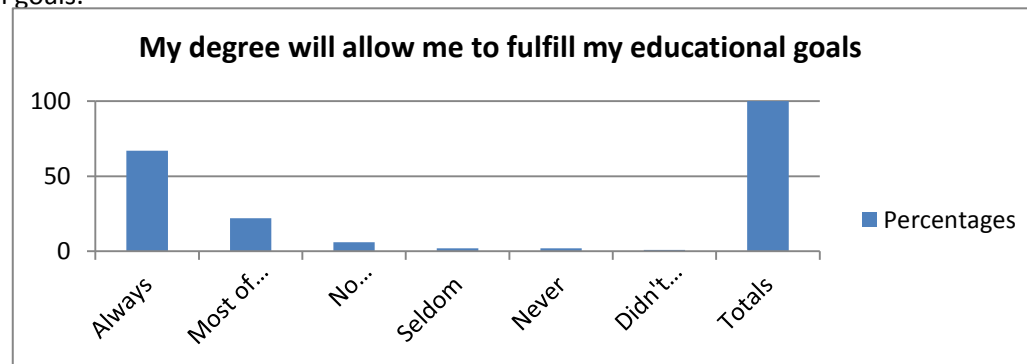
1. My degree provided a variety of useful educational experiences

	Percentage
Always	60
Most of the Time	27
No Opinion/Not Applicable	7
Seldom	3
Never	2
Didn't Answer	1
Totals	100



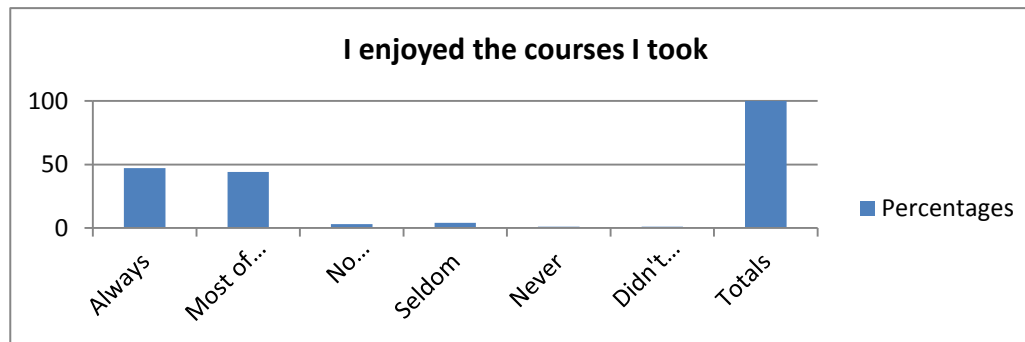
2. My degree will allow me to fulfill my educational goals.

	Percentages
Always	67
Most of the Time	22
No Opinion/Not Applicable	6
Seldom	2
Never	2
Didn't Answer	1
Totals	100



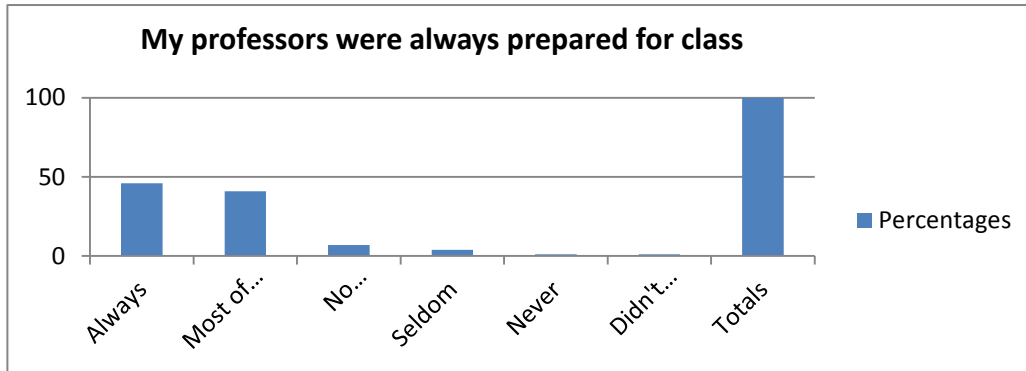
3. I enjoyed the courses I took.

	Percentages
Always	47
Most of the Time	44
No Opinion/Not Applicable	3
Seldom	4
Never	1
Didn't Answer	1
Totals	100



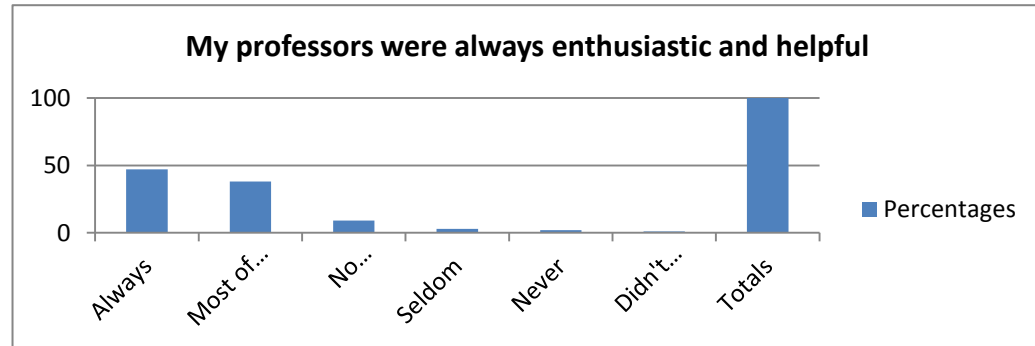
4. My professors were always prepared for class.

	Percentages
Always	46
Most of the Time	41
No Opinion/Not Applicable	7
Seldom	4
Never	1
Didn't Answer	1
Totals	100



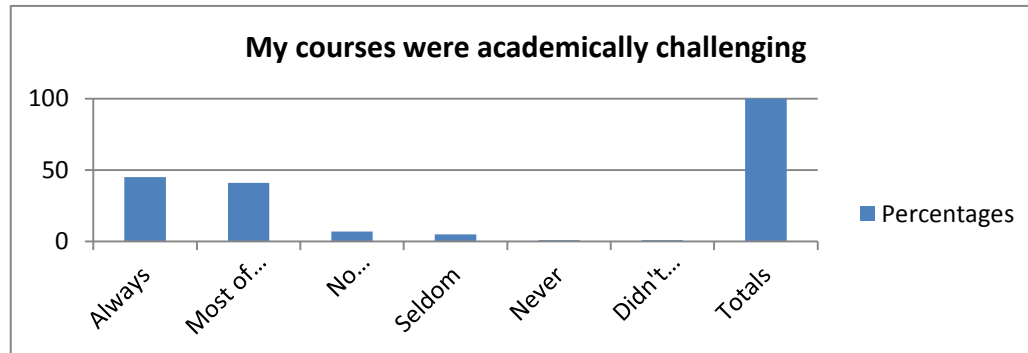
5. My professors were always enthusiastic and helpful.

	Percentages
Always	47
Most of the Time	38
No Opinion/Not Applicable	9
Seldom	3
Never	2
Didn't Answer	1
Totals	100



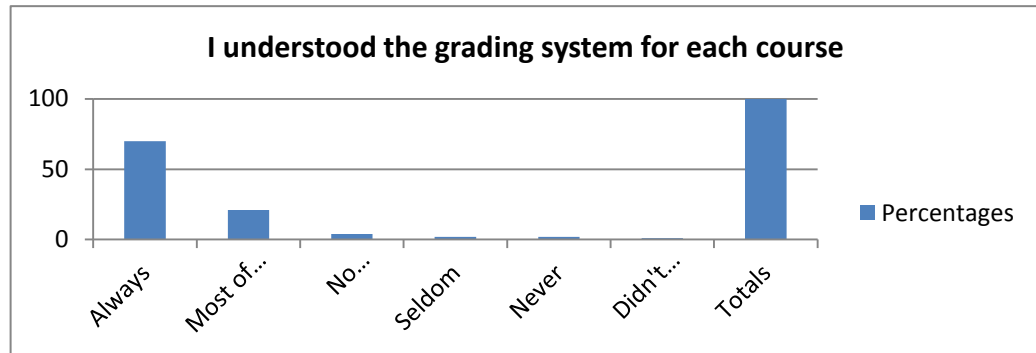
6. My courses were academically challenging.

	Percentages
Always	45
Most of the Time	41
No Opinion/Not Applicable	7
Seldom	5
Never	1
Didn't Answer	1
Totals	100



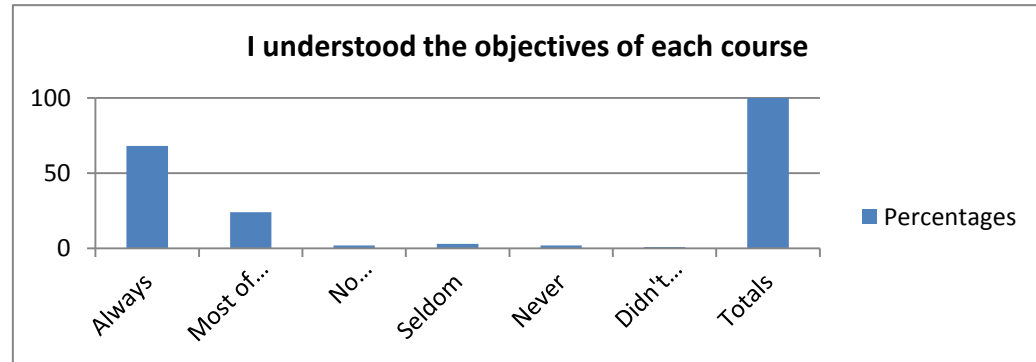
7. I understood the grading system for each course.

	Percentages
Always	70
Most of the Time	21
No Opinion/Not Applicable	4
Seldom	2
Never	2
Didn't Answer	1
Totals	100



8. I understood the objectives of each course.

	Percentages
Always	68
Most of the Time	24
No Opinion/Not Applicable	2
Seldom	3
Never	2
Didn't Answer	1
Totals	100



9. My courses provided me with learning opportunities that enhanced my critical thinking skills.

	Percentages
Always	61
Most of the Time	28
No Opinion/Not Applicable	4
Seldom	4
Never	1
Didn't Answer	2
Totals	100

