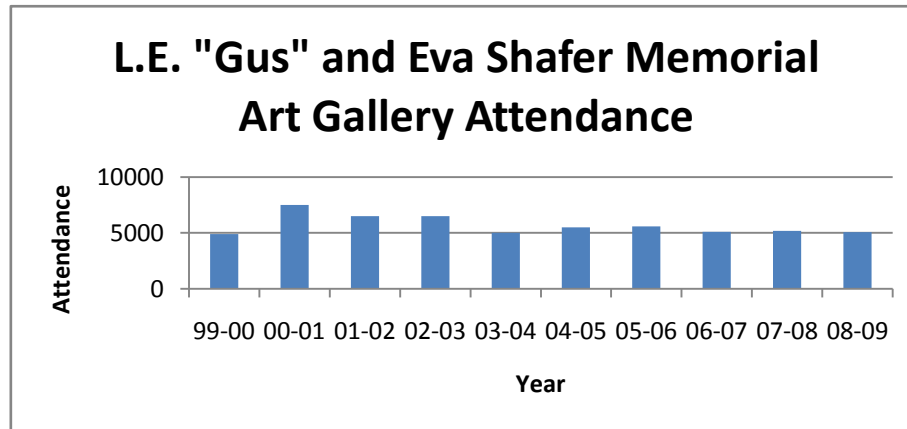


## Art Gallery

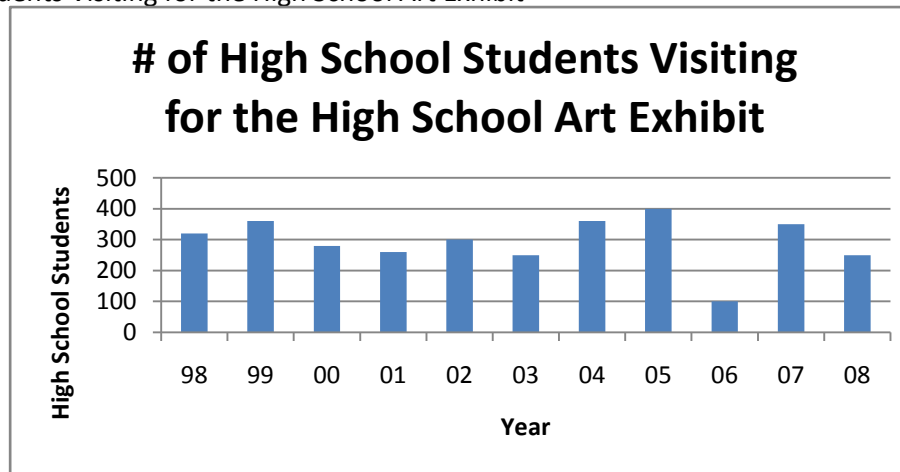
L.E. "Gus" and Eva Shafer Memorial Art Gallery Attendance

Year	Attendance
99-00	4900
00-01	7500
01-02	6500
02-03	6500
03-04	5000
04-05	5500
05-06	5600
06-07	5100
07-08	5200
08-09	5085



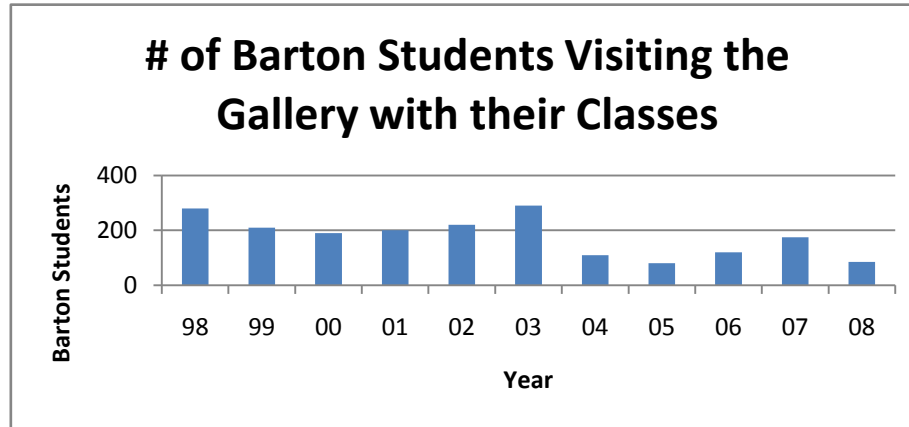
Number of High School Students Visiting for the High School Art Exhibit

Year	HS Students
98	320
99	360
00	280
01	260
02	300
03	250
04	360
05	400
06	100
07	350
08	250



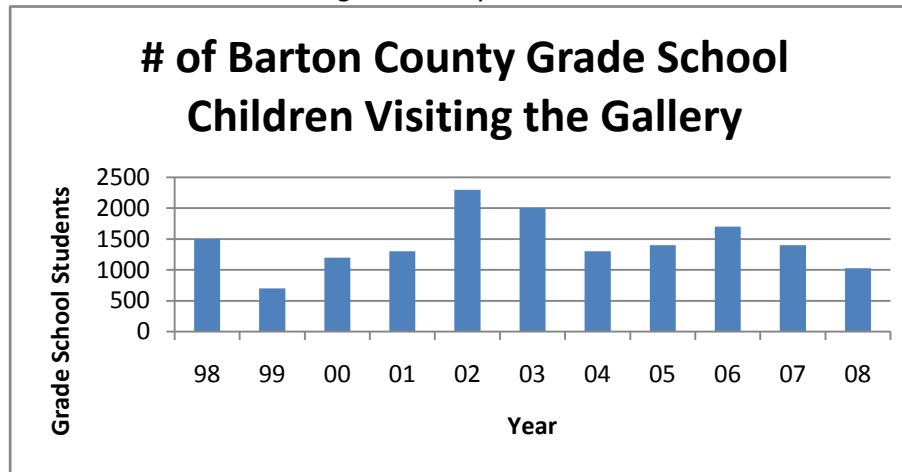
Number of Barton Students Visiting the Gallery with Their Classes

Year	Barton Students
98	280
99	210
00	190
01	200
02	220
03	290
04	110
05	80
06	120
07	175
08	85



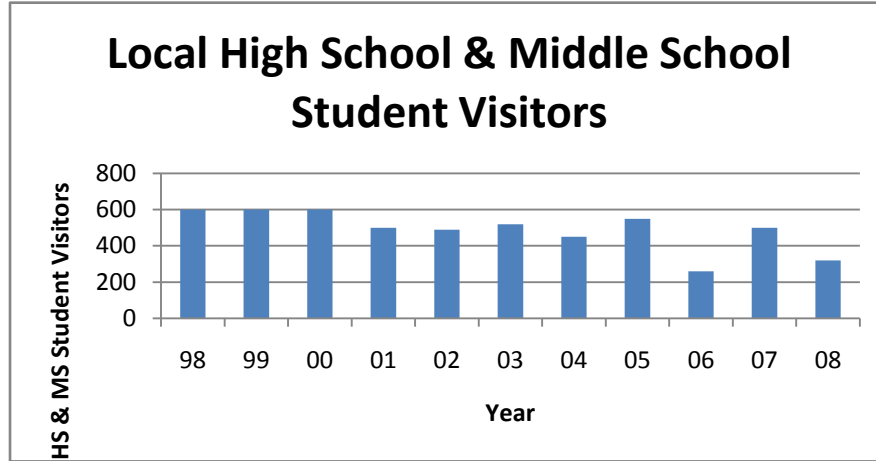
Number of Barton County Grade School Children Visiting the Gallery

Year	GS Students
98	1500
99	700
00	1200
01	1300
02	2300
03	2000
04	1300
05	1400
06	1700
07	1400
08	1025



Local High School and Middle School Student Visitors

Year	Student Visitors
98	600
99	600
00	600
01	500
02	490
03	520
04	450
05	550
06	260
07	500
08	320



Number of Barton Art Students Entering Annual Student Exhibit

Year	Barton Students
98	60
99	50
00	62
01	62
02	85
03	74
04	68
05	68
06	57
07	59
08	65

