

Is Your Car Ready for the Winter Months?

Like it or not, winter is on the way. Now is the time to get ready. Later in the year I will do an email on driving in the winter, but now is the time to get your car ready for the winter months. Do it now, while the weather is still pleasant enough to go outside and check.

- Consider changing your oil to a lower viscosity, or thickness. Ask your mechanic or check your owner's manual for recommendations.
- Check your antifreeze. In the summer it stops your engine from overheating, but in the winter, it also helps hold the heat at the right temp so that your heater and defrost work correctly. Use antifreeze, DON'T USE WATER.
- Check your tire air and tread. This is very important!
- Check your spare tire.
- Check your windshield wiper and fluids.
- Check your cars electrical systems, especially that battery and charging systems. Batteries die in cold weather. Most places like Walmart and AutoZone with do a free load test, which is a test to see if the battery with still hold a charge. For your charging systems, simply watch the volt meter on your dash. 12 volts are what vehicles normally run on (a 12 volt battery), so if your alternator is charging your battery and operating your vehicle's electrical system, it should be reading over 12 volts, normally around 14 volts.
- Put sand bags in your trunk near each wheel well, especially in trucks and rear wheel vehicles. This adds weight over your tires which increases traction. If you get stuck, you can also put the sand on the ground around the tires to gain traction.
- Put your winter kit in your car. These are some things to add to your regular emergency car kit.
 - Properly inflated spare tire, wheel wrench and tripod jack
 - Shovel
 - Jumper cables
 - Tow and tire chains
 - Bag of salt or cat litter for better tire traction or to melt snow
 - Tool kit
 - Flashlight and extra batteries
 - Reflective triangles or flares
 - Compass
 - First aid kit
 - Windshield cleaner
 - Ice scraper and snow brush
 - Matches in a waterproof container
 - Scissors and string or cord
 - Nonperishable, high-energy foods like unsalted, canned nuts, dried fruits and hard candy
 - Blankets, mittens, waterproof gloves, socks and hats
 - Cell phone charger or battery back up

One more quick tip, don't pay attention to those tips on Facebook or other social media. Don't put water in your headlights, or antifreeze in your oil to keep in from freezing, or screws in your tires for better traction. Those are trying to trick you into doing damage

to your vehicle. Read your vehicles owner manual and take it to a trusted mechanic. Check your car while it is still nice outside because you won't do it when it gets cold!



Be safe and enjoy the cooling weather!


Lucas Stoelting
Campus Safety
Lead Officer




Campus safety takes all of us.

Do your part and download Rave Guardian.

Available on the  





The complex block is a promotional graphic for the Rave Guardian app. It features a white background with blue text. On the right side, there is a black smartphone displaying the app's home screen, which has a blue header and several colorful icons for different functions. Below the text are logos for the App Store and Google Play, and at the bottom left is the RAVEGuardian logo.