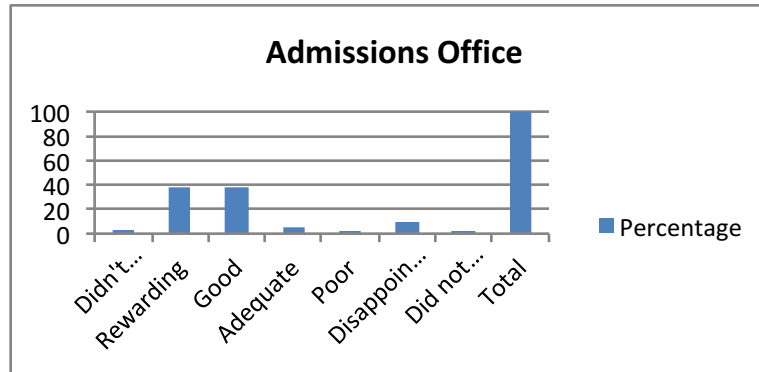


Spring 2017 Graduation Services Student Services

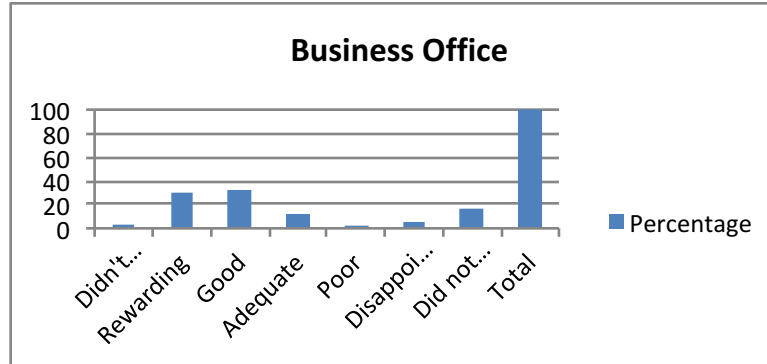
1. Admissions Office

	Percentage
Didn't Answer	4
Rewarding	38
Good	39
Adequate	6
Poor	2
Disappointing	9
Did not use this service	2
Total	100



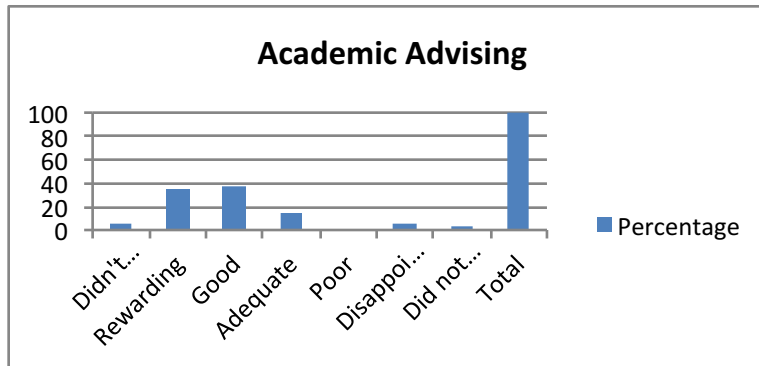
2. Business Office

	Percentage
Didn't Answer	3
Rewarding	30
Good	33
Adequate	11
Poor	2
Disappointing	5
Did not use this service	16
Total	100



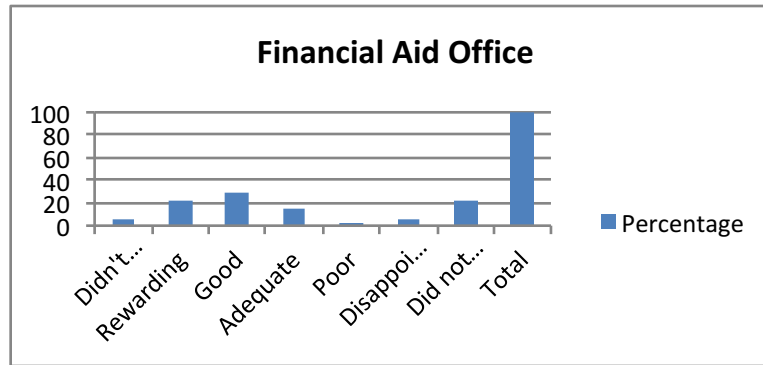
3. Academic Advising

	Percentage
Didn't Answer	5
Rewarding	34
Good	38
Adequate	14
Poor	0
Disappointing	6
Did not use this service	3
Total	100



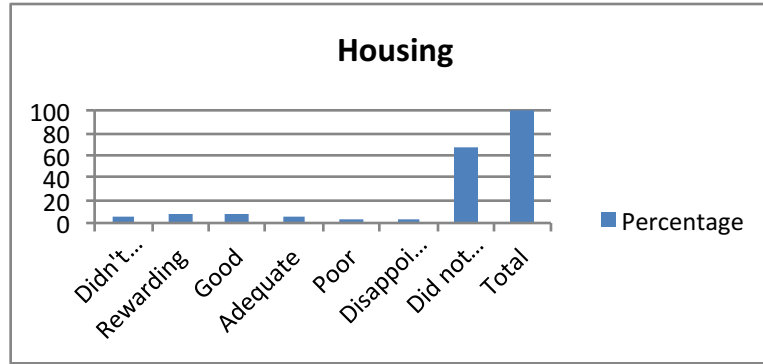
4. Financial Aid Office

	Percentage
Didn't Answer	6
Rewarding	22
Good	28
Adequate	16
Poor	2
Disappointing	5
Did not use this service	21
Total	100



5. Housing

	Percentage
Didn't Answer	5
Rewarding	9
Good	8
Adequate	5
Poor	3
Disappointing	3
Did not use this service	67
Total	100



6. Food Service

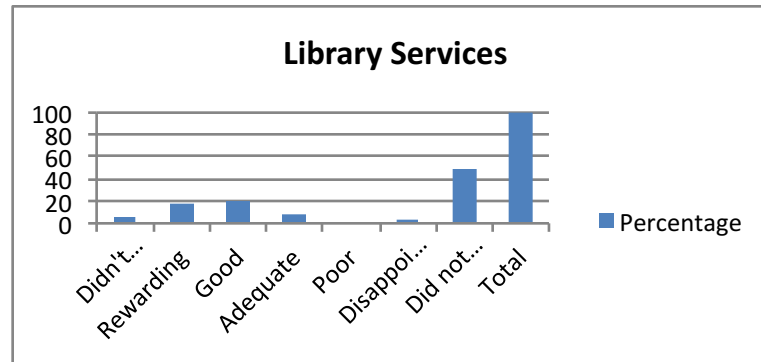
	Percentage
Didn't Answer	5
Rewarding	11
Good	9
Adequate	8
Poor	2
Disappointing	4
Did not use this service	61
Total	100



7. Library Services

Didn't Answer	5
Rewarding	17
Good	19
Adequate	8
Poor	0
Disappointing	3
Did not use this service	48
Total	100

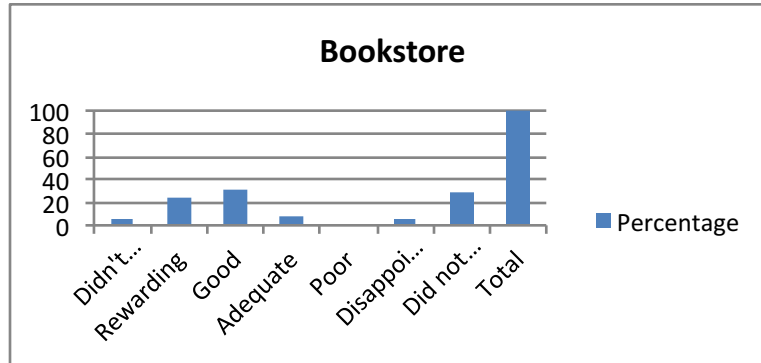
Percentage



8. Bookstore

Didn't Answer	5
Rewarding	23
Good	31
Adequate	8
Poor	0
Disappointing	5
Did not use this service	28
Total	100

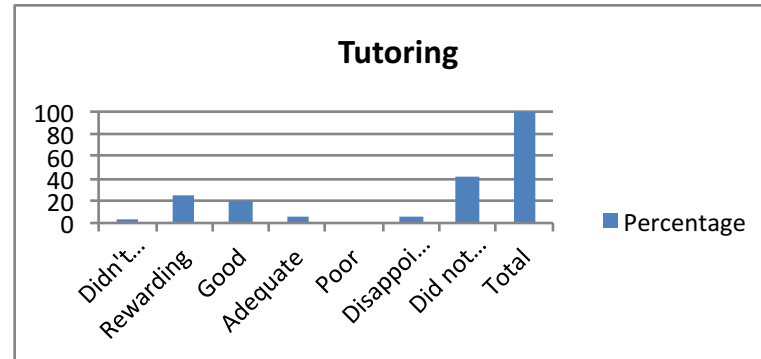
Percentage



9. Tutoring

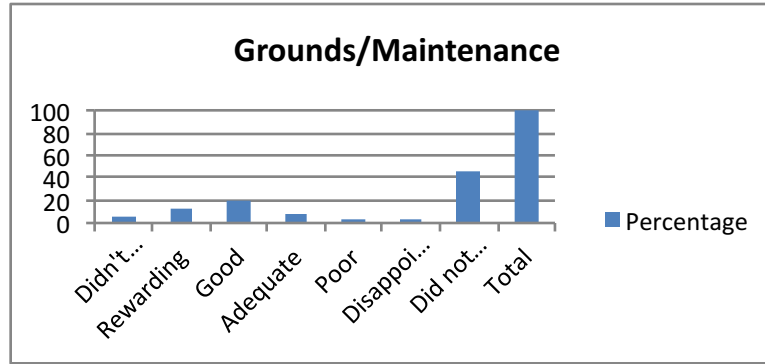
Didn't Answer	4
Rewarding	25
Good	19
Adequate	5
Poor	0
Disappointing	5
Did not use this service	42
Total	100

Percentage



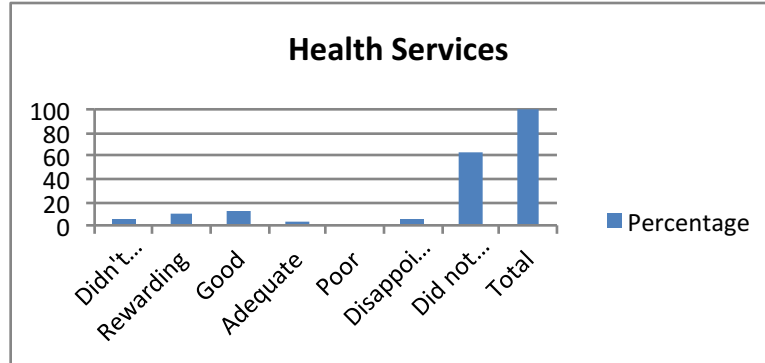
10. Grounds/Maintenance

	Percentage
Didn't Answer	6
Rewarding	13
Good	19
Adequate	8
Poor	3
Disappointing	4
Did not use this service	47
Total	100



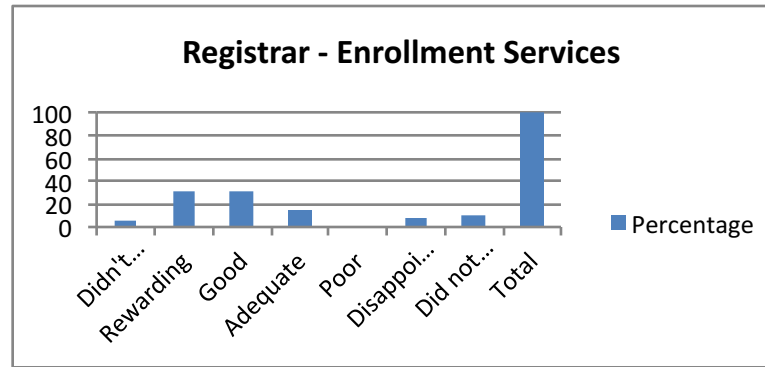
11. Health Services

	Percentage
Didn't Answer	5
Rewarding	9
Good	13
Adequate	4
Poor	0
Disappointing	5
Did not use this service	64
Total	100



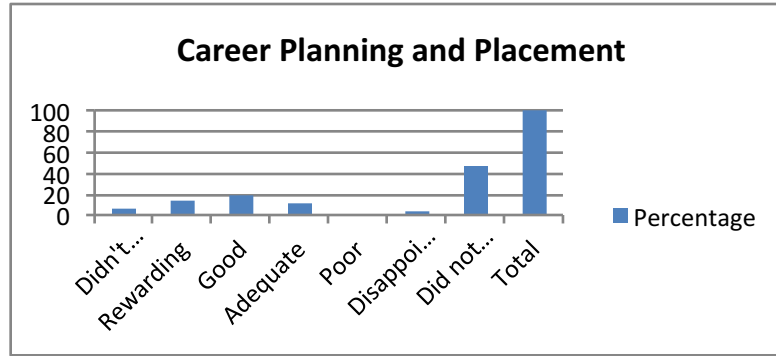
12. Registrar - Enrollment Services

	Percentage
Didn't Answer	6
Rewarding	30
Good	30
Adequate	15
Poor	0
Disappointing	8
Did not use this service	11
Total	100



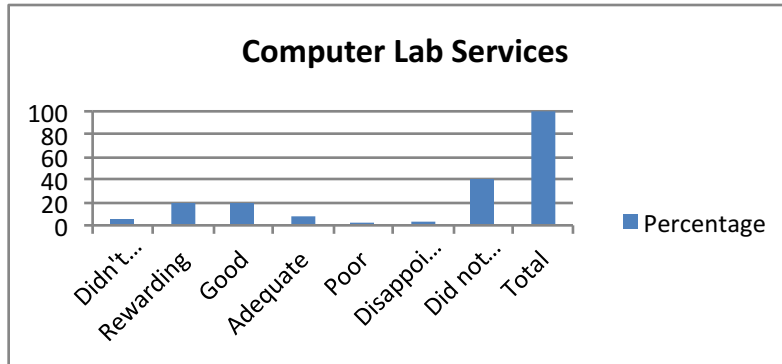
13. Career Planning and Placement

	Percentage
Didn't Answer	6
Rewarding	13
Good	19
Adequate	11
Poor	0
Disappointing	4
Did not use this service	47
Total	100



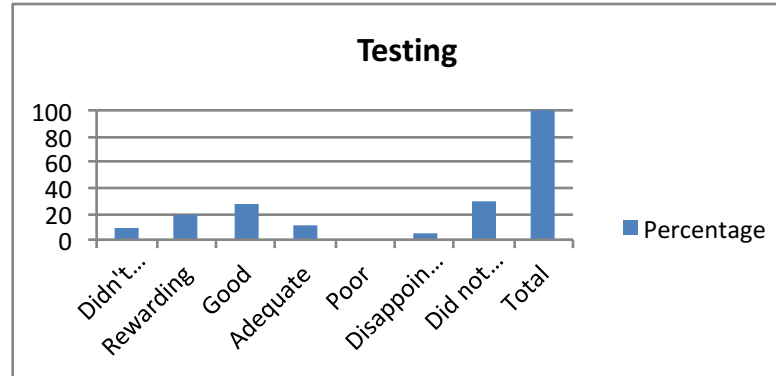
14. Computer Lab Services

	Percentage
Didn't Answer	6
Rewarding	20
Good	20
Adequate	8
Poor	2
Disappointing	3
Did not use this service	41
Total	100



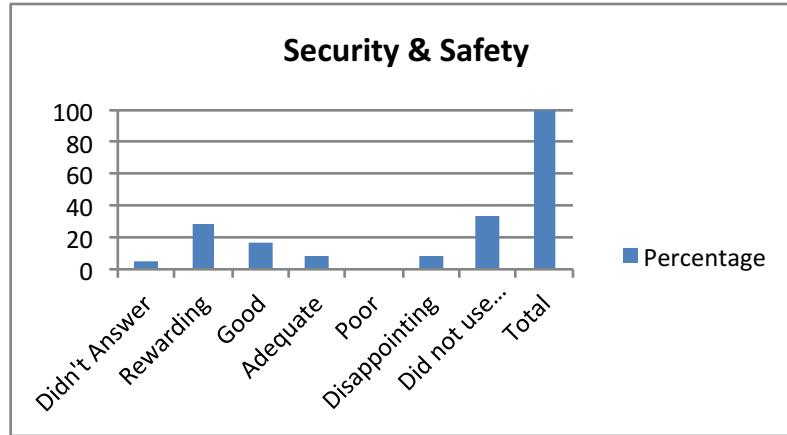
15. Testing

	Percentage
Didn't Answer	8
Rewarding	19
Good	27
Adequate	11
Poor	0
Disappointing	5
Did not use this service	30
Total	100



16. Security and Safety

Didn't Answer	5
Rewarding	28
Good	16
Adequate	9
Poor	0
Disappointing	8
Did not use this service	34
Total	100



17. Student Activities

Didn't Answer	5
Rewarding	11
Good	23
Adequate	11
Poor	2
Disappointing	3
Did not use this service	45
Total	100

