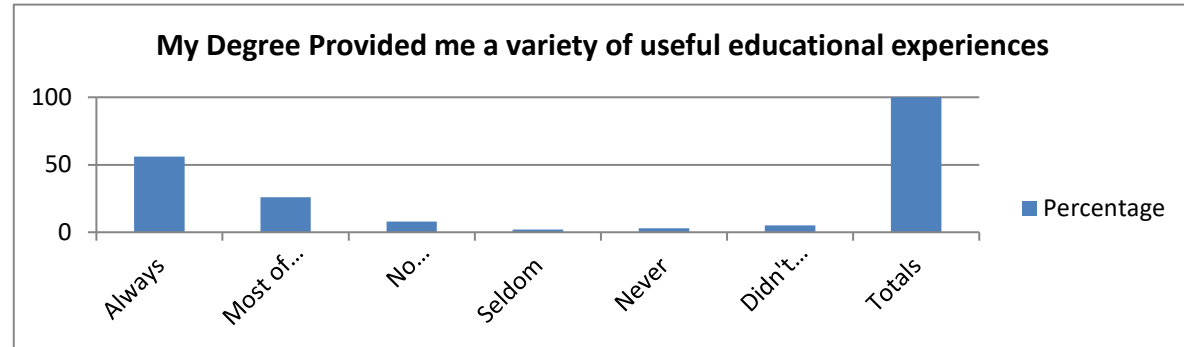


## Spring 2019 Graduation Survey Instruction Services

Based on your educational experience at Barton, please rate the veracity of:

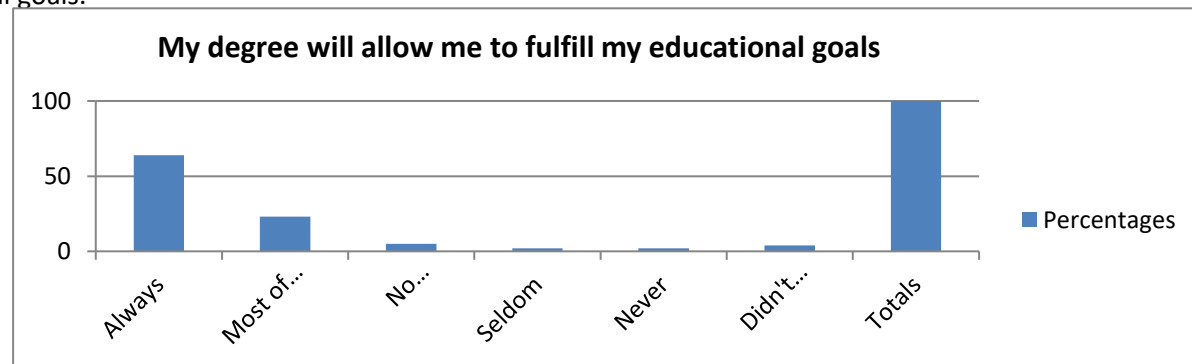
1. My degree provided a variety of useful educational experiences

|                           | Percentage |
|---------------------------|------------|
| Always                    | 56         |
| Most of the Time          | 26         |
| No Opinion/Not Applicable | 8          |
| Seldom                    | 2          |
| Never                     | 3          |
| Didn't Answer             | 5          |
| Totals                    | 100        |



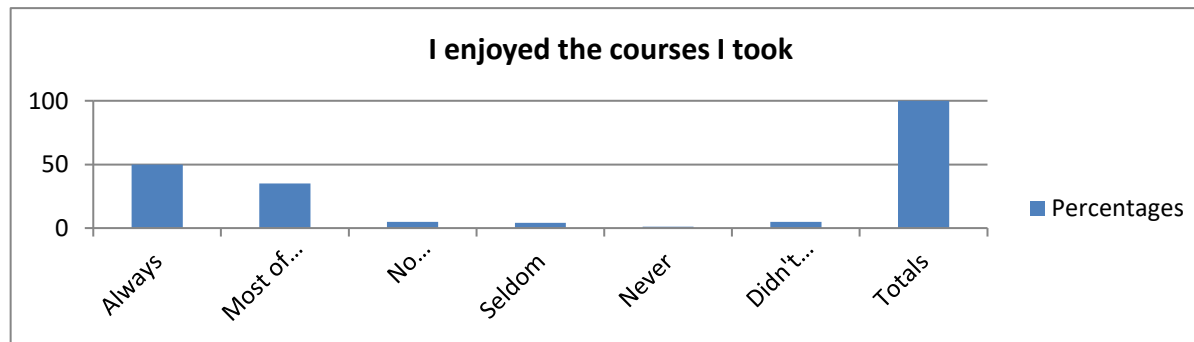
2. My degree will allow me to fulfill my educational goals.

|                           | Percentages |
|---------------------------|-------------|
| Always                    | 64          |
| Most of the Time          | 23          |
| No Opinion/Not Applicable | 5           |
| Seldom                    | 2           |
| Never                     | 2           |
| Didn't Answer             | 4           |
| Totals                    | 100         |



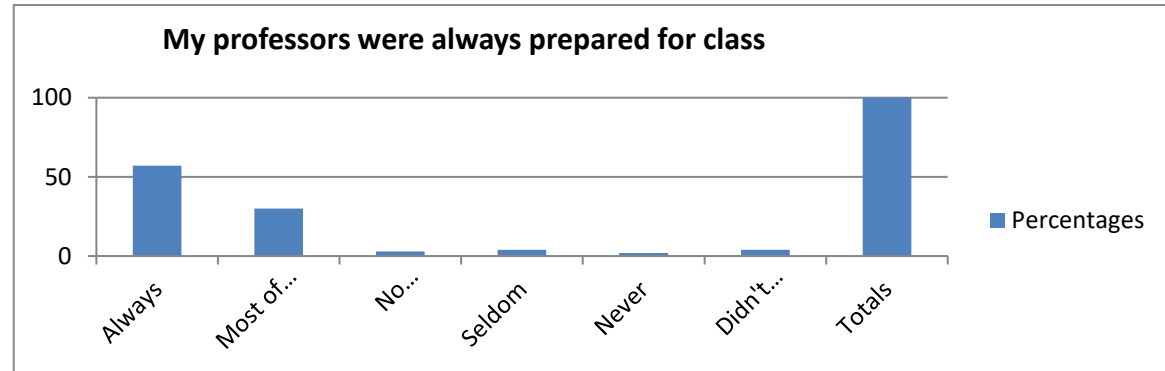
3. I enjoyed the courses I took.

|                           | Percentages |
|---------------------------|-------------|
| Always                    | 50          |
| Most of the Time          | 35          |
| No Opinion/Not Applicable | 5           |
| Seldom                    | 4           |
| Never                     | 1           |
| Didn't Answer             | 5           |
| Totals                    | 100         |



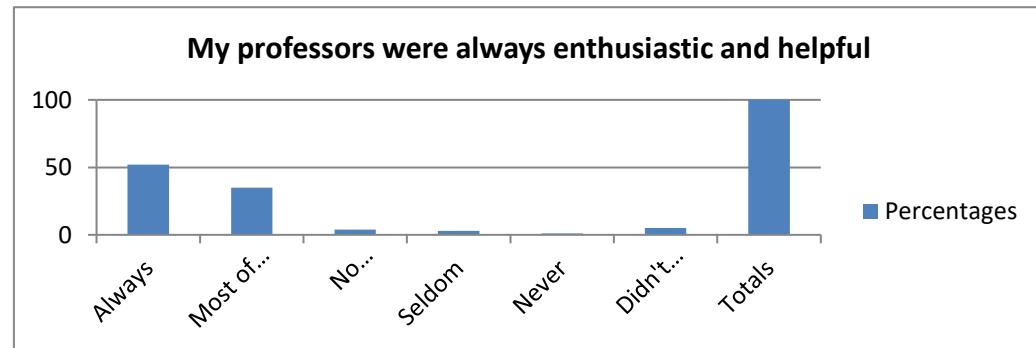
4. My professors were always prepared for class.

|                           | Percentages |
|---------------------------|-------------|
| Always                    | 57          |
| Most of the Time          | 30          |
| No Opinion/Not Applicable | 3           |
| Seldom                    | 4           |
| Never                     | 2           |
| Didn't Answer             | 4           |
| Totals                    | 100         |



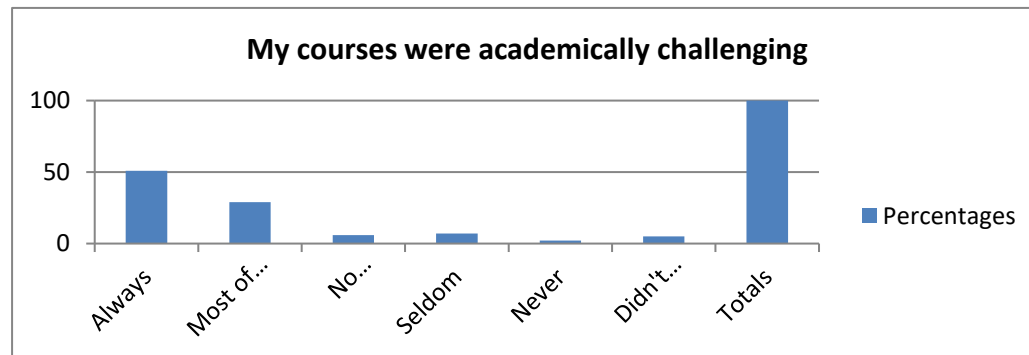
5. My professors were always enthusiastic and helpful.

|                           | Percentages |
|---------------------------|-------------|
| Always                    | 52          |
| Most of the Time          | 35          |
| No Opinion/Not Applicable | 4           |
| Seldom                    | 3           |
| Never                     | 1           |
| Didn't Answer             | 5           |
| Totals                    | 100         |



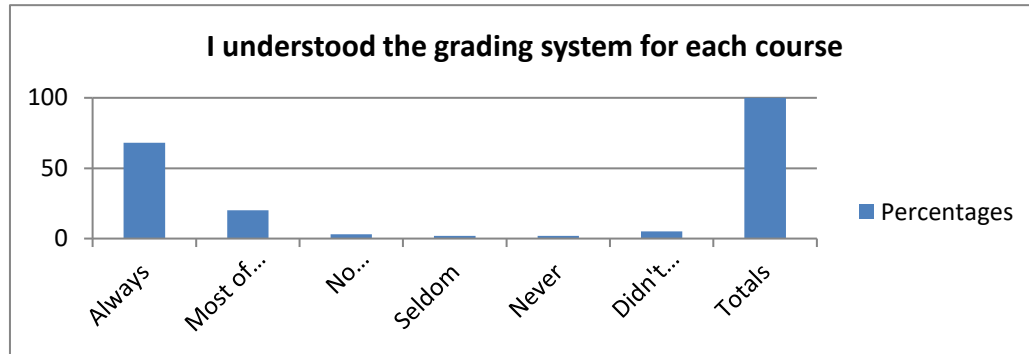
6. My courses were academically challenging.

|                           | Percentages |
|---------------------------|-------------|
| Always                    | 51          |
| Most of the Time          | 29          |
| No Opinion/Not Applicable | 6           |
| Seldom                    | 7           |
| Never                     | 2           |
| Didn't Answer             | 5           |
| Totals                    | 100         |



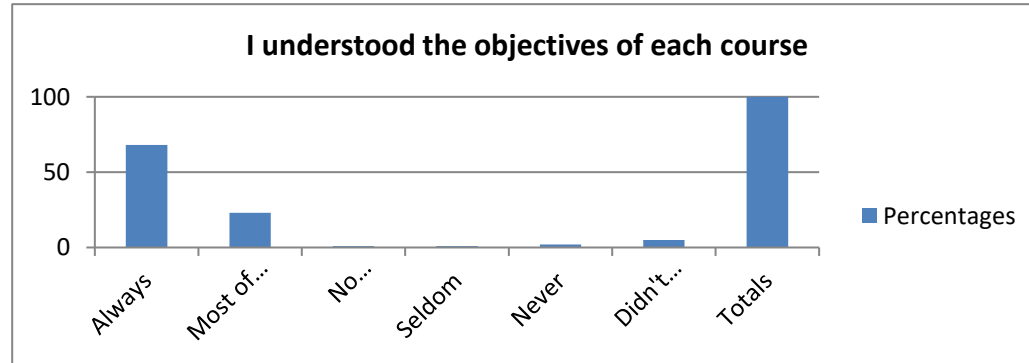
7. I understood the grading system for each course.

|                           | Percentages |
|---------------------------|-------------|
| Always                    | 68          |
| Most of the Time          | 20          |
| No Opinion/Not Applicable | 3           |
| Seldom                    | 2           |
| Never                     | 2           |
| Didn't Answer             | 5           |
| Totals                    | 100         |



8. I understood the objectives of each course.

|                           | Percentages |
|---------------------------|-------------|
| Always                    | 68          |
| Most of the Time          | 23          |
| No Opinion/Not Applicable | 1           |
| Seldom                    | 1           |
| Never                     | 2           |
| Didn't Answer             | 5           |
| Totals                    | 100         |



9. My courses provided me with learning opportunities that enhanced my critical thinking skills.

|                           | Percentages |
|---------------------------|-------------|
| Always                    | 62          |
| Most of the Time          | 25          |
| No Opinion/Not Applicable | 4           |
| Seldom                    | 2           |
| Never                     | 2           |
| Didn't Answer             | 5           |
| Totals                    | 100         |

