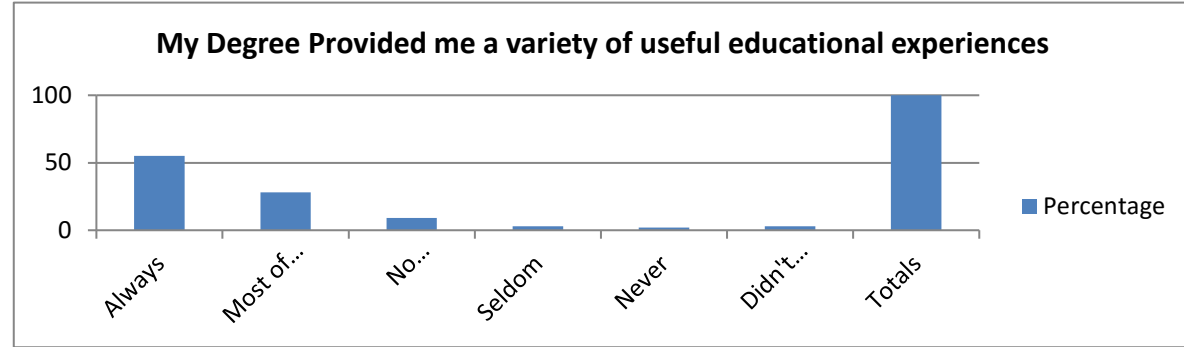


Spring 2018 Graduation Survey Instruction Services

Based on your educational experience at Barton, please rate the veracity of:

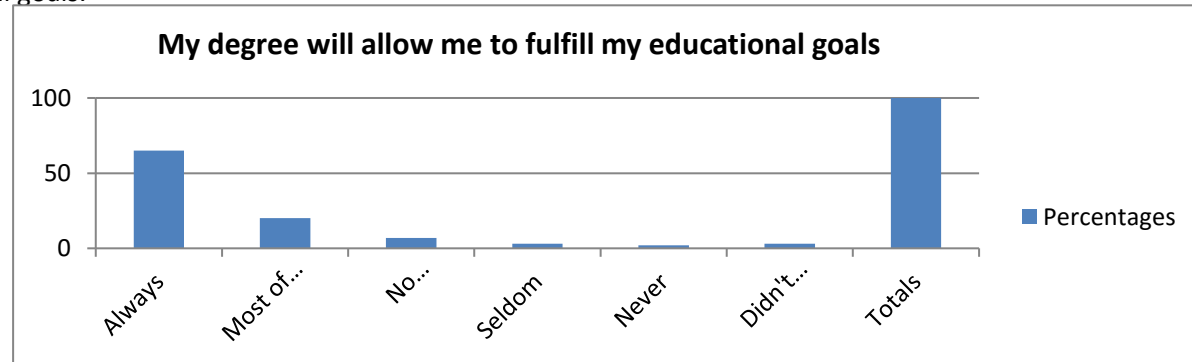
1. My degree provided a variety of useful educational experiences

	Percentage
Always	55
Most of the Time	28
No Opinion/Not Applicable	9
Seldom	3
Never	2
Didn't Answer	3
Totals	100



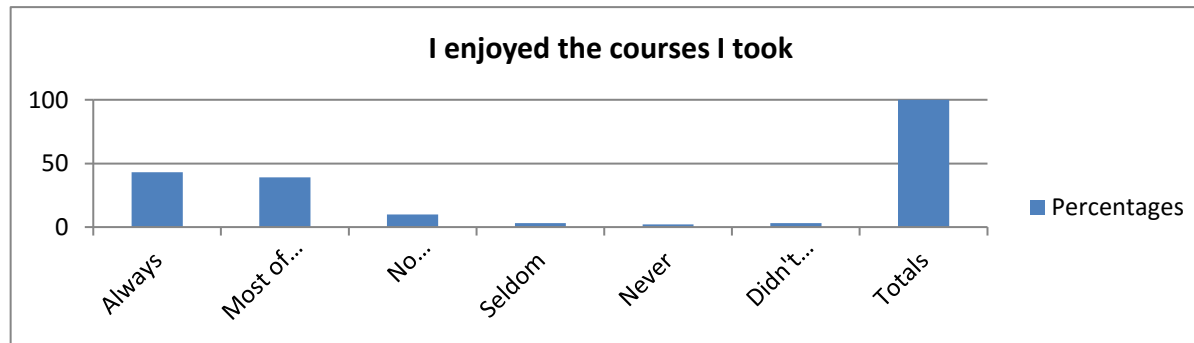
2. My degree will allow me to fulfill my educational goals.

	Percentages
Always	65
Most of the Time	20
No Opinion/Not Applicable	7
Seldom	3
Never	2
Didn't Answer	3
Totals	100



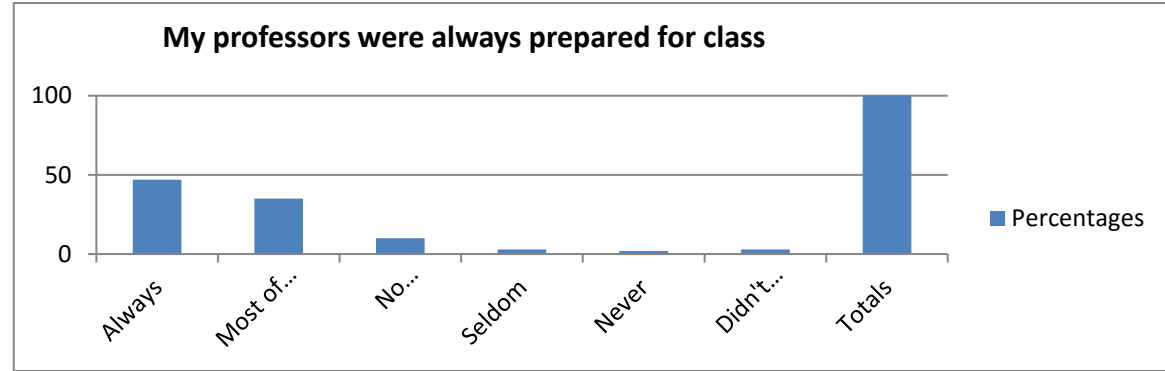
3. I enjoyed the courses I took.

	Percentages
Always	43
Most of the Time	39
No Opinion/Not Applicable	10
Seldom	3
Never	2
Didn't Answer	3
Totals	100



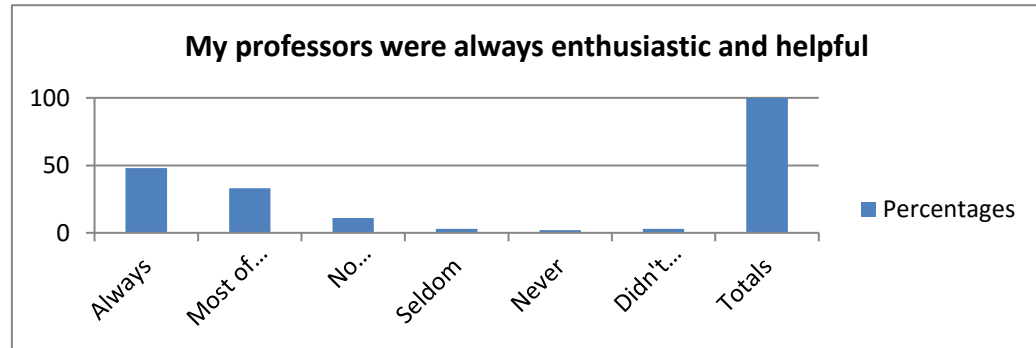
4. My professors were always prepared for class.

	Percentages
Always	47
Most of the Time	35
No Opinion/Not Applicable	10
Seldom	3
Never	2
Didn't Answer	3
Totals	100



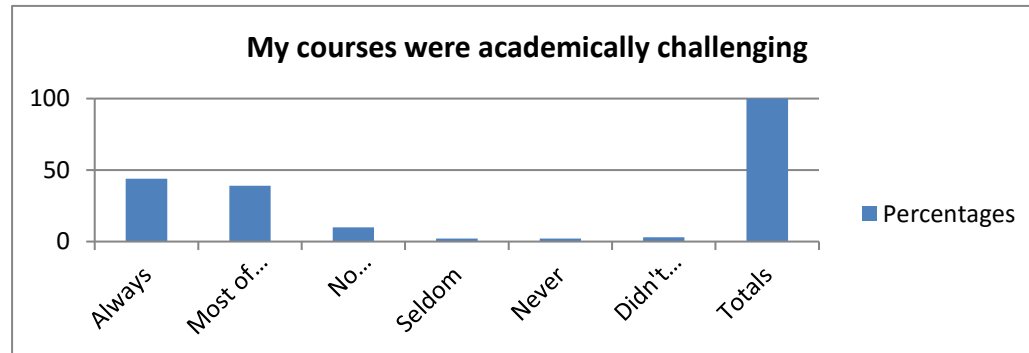
5. My professors were always enthusiastic and helpful.

	Percentages
Always	48
Most of the Time	33
No Opinion/Not Applicable	11
Seldom	3
Never	2
Didn't Answer	3
Totals	100



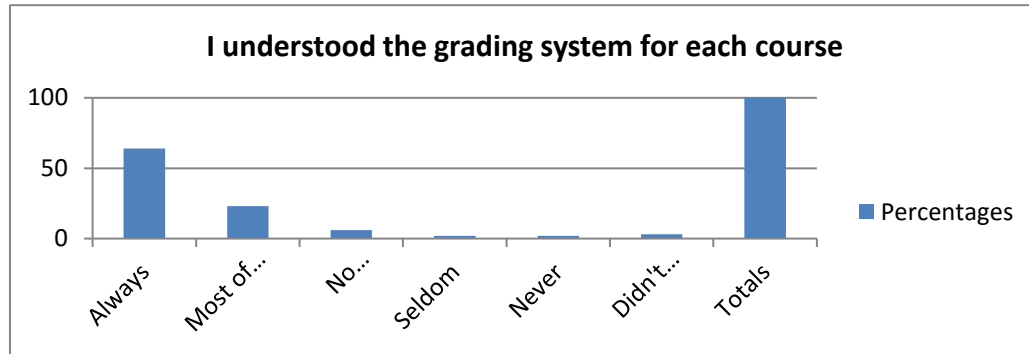
6. My courses were academically challenging.

	Percentages
Always	44
Most of the Time	39
No Opinion/Not Applicable	10
Seldom	2
Never	2
Didn't Answer	3
Totals	100



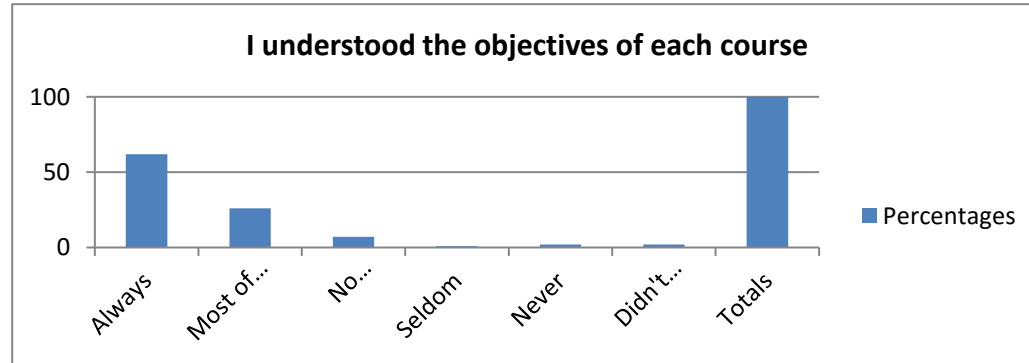
7. I understood the grading system for each course.

	Percentages
Always	64
Most of the Time	23
No Opinion/Not Applicable	6
Seldom	2
Never	2
Didn't Answer	3
Totals	100



8. I understood the objectives of each course.

	Percentages
Always	62
Most of the Time	26
No Opinion/Not Applicable	7
Seldom	1
Never	2
Didn't Answer	2
Totals	100



9. My courses provided me with learning opportunities that enhanced my critical thinking skills.

	Percentages
Always	58
Most of the Time	25
No Opinion/Not Applicable	10
Seldom	1
Never	3
Didn't Answer	3
Totals	100

