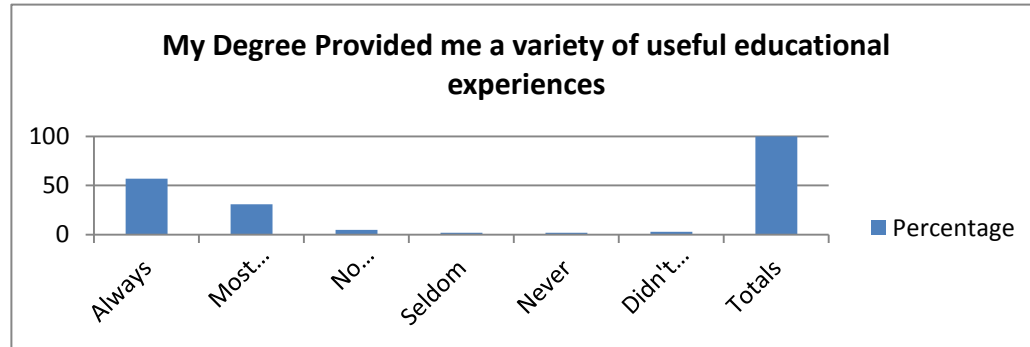


Spring 2015 Graduation Survey Instruction Services

Based on your educational experience at Barton, please rate the veracity of 1

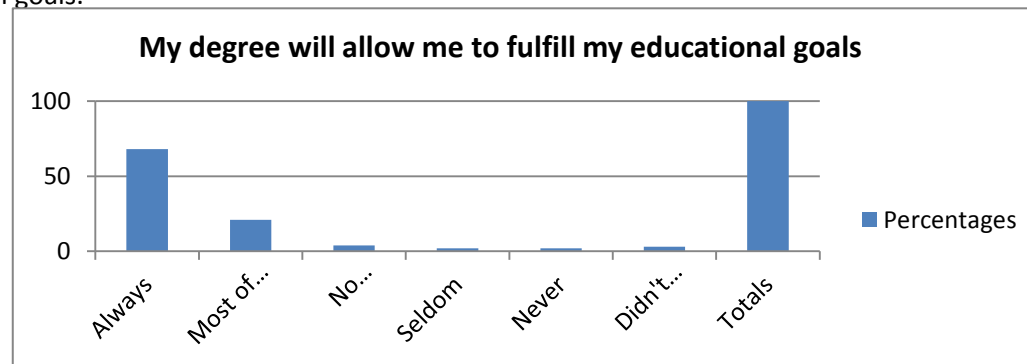
1. My degree provided a variety of useful educational experiences

	Percentage
Always	57
Most of the Time	31
No Opinion/Not Applicable	5
Seldom	2
Never	2
Didn't Answer	3
Totals	100



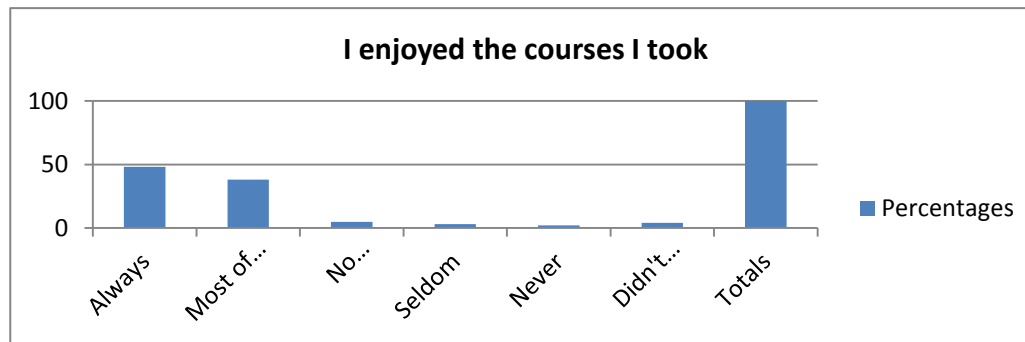
2. My degree will allow me to fulfill my educational goals.

	Percentages
Always	68
Most of the Time	21
No Opinion/Not Applicable	4
Seldom	2
Never	2
Didn't Answer	3
Totals	100



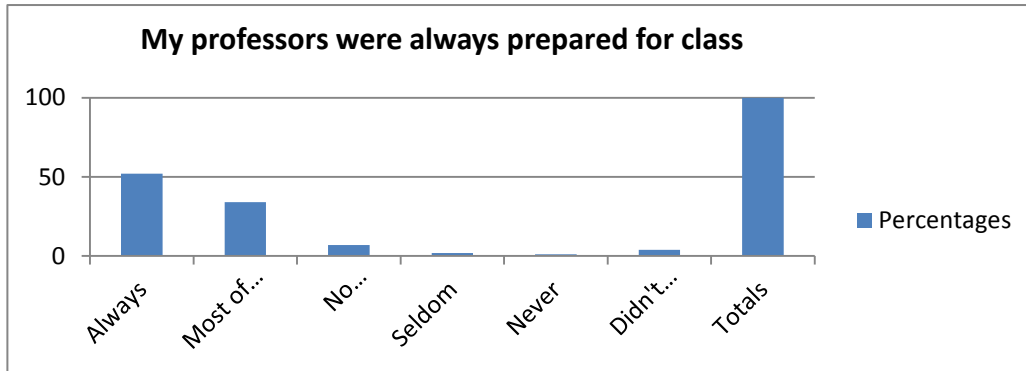
3. I enjoyed the courses I took.

	Percentages
Always	48
Most of the Time	38
No Opinion/Not Applicable	5
Seldom	3
Never	2
Didn't Answer	4
Totals	100



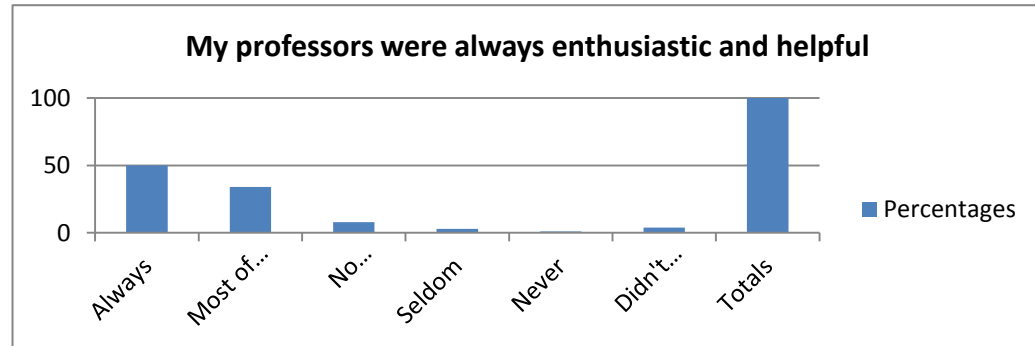
4. My professors were always prepared for class.

	Percentages
Always	52
Most of the Time	34
No Opinion/Not Applicable	7
Seldom	2
Never	1
Didn't Answer	4
Totals	100



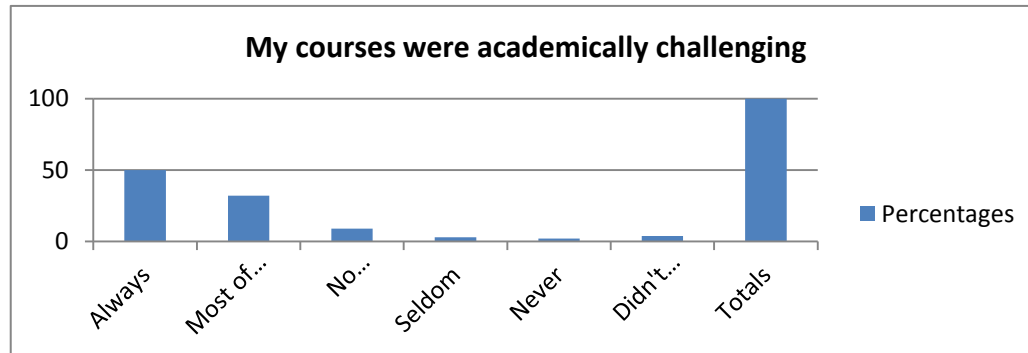
5. My professors were always enthusiastic and helpful.

	Percentages
Always	50
Most of the Time	34
No Opinion/Not Applicable	8
Seldom	3
Never	1
Didn't Answer	4
Totals	100



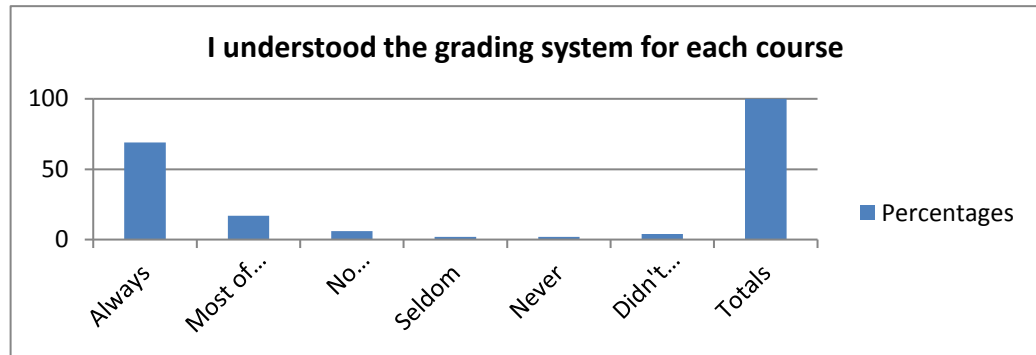
6. My courses were academically challenging.

	Percentages
Always	50
Most of the Time	32
No Opinion/Not Applicable	9
Seldom	3
Never	2
Didn't Answer	4
Totals	100



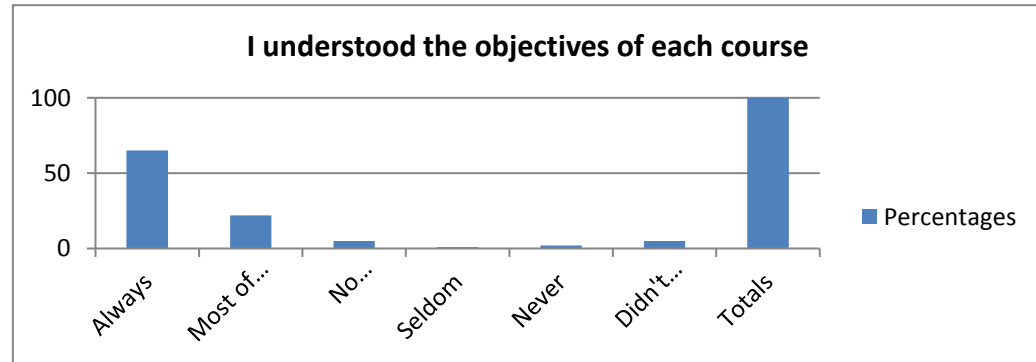
7. I understood the grading system for each course.

	Percentages
Always	69
Most of the Time	17
No Opinion/Not Applicable	6
Seldom	2
Never	2
Didn't Answer	4
Totals	100



8. I understood the objectives of each course.

	Percentages
Always	65
Most of the Time	22
No Opinion/Not Applicable	5
Seldom	1
Never	2
Didn't Answer	5
Totals	100



9. My courses provided me with learning opportunities that enhanced my critical thinking skills.

	Percentages
Always	62
Most of the Time	25
No Opinion/Not Applicable	4
Seldom	2
Never	2
Didn't Answer	5
Totals	100

