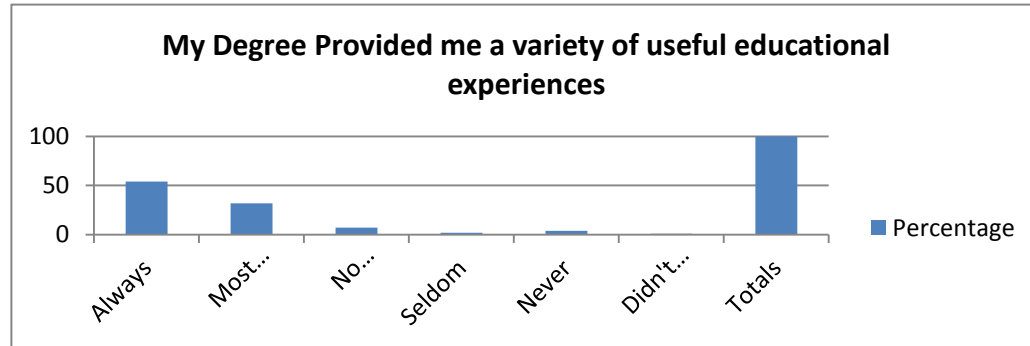


Spring 2013 Graduation Survey Instruction Services

Based on your educational experience at Barton, please rate the veracity of 1

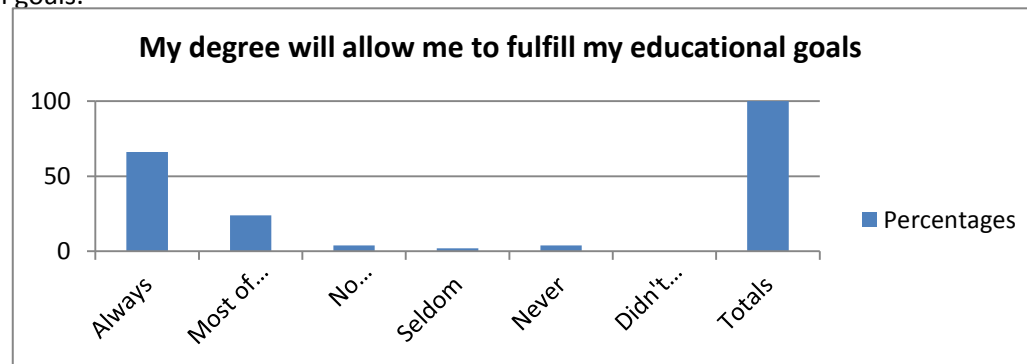
1. My degree provided a variety of useful educational experiences

	Percentage
Always	54
Most of the Time	32
No Opinion/Not Applicable	7
Seldom	2
Never	4
Didn't Answer	1
Totals	100



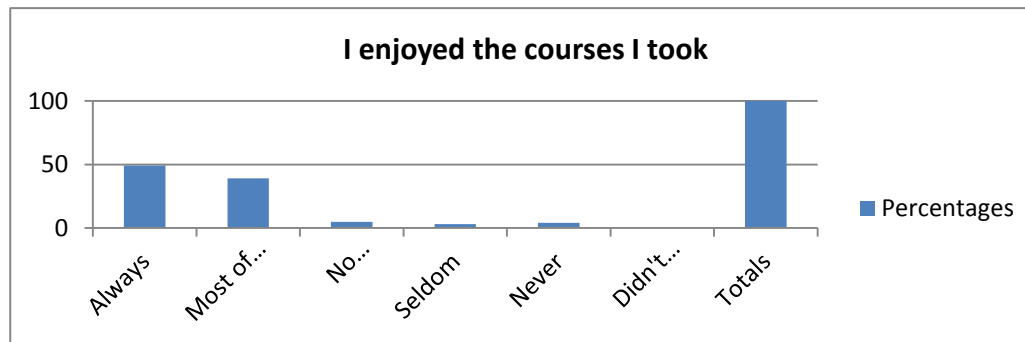
2. My degree will allow me to fulfill my educational goals.

	Percentages
Always	66
Most of the Time	24
No Opinion/Not Applicable	4
Seldom	2
Never	4
Didn't Answer	0
Totals	100



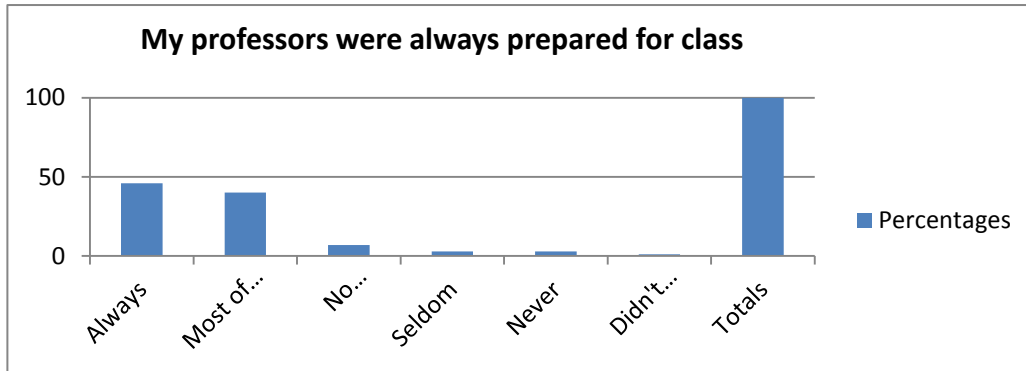
3. I enjoyed the courses I took.

	Percentages
Always	49
Most of the Time	39
No Opinion/Not Applicable	5
Seldom	3
Never	4
Didn't Answer	0
Totals	100



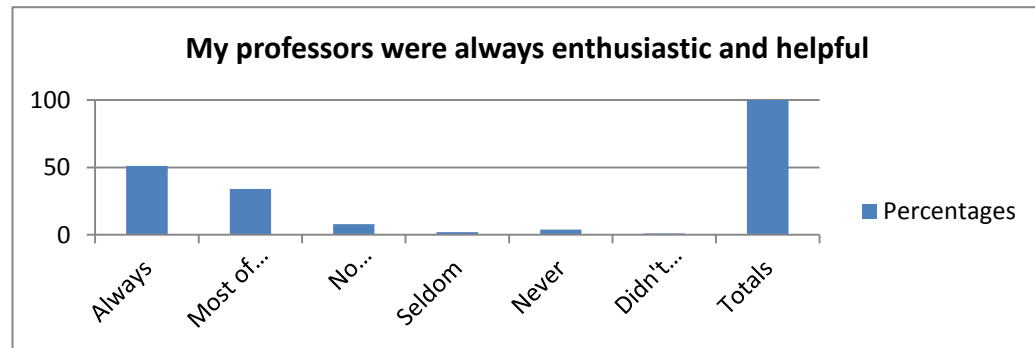
4. My professors were always prepared for class.

	Percentages
Always	46
Most of the Time	40
No Opinion/Not Applicable	7
Seldom	3
Never	3
Didn't Answer	1
Totals	100



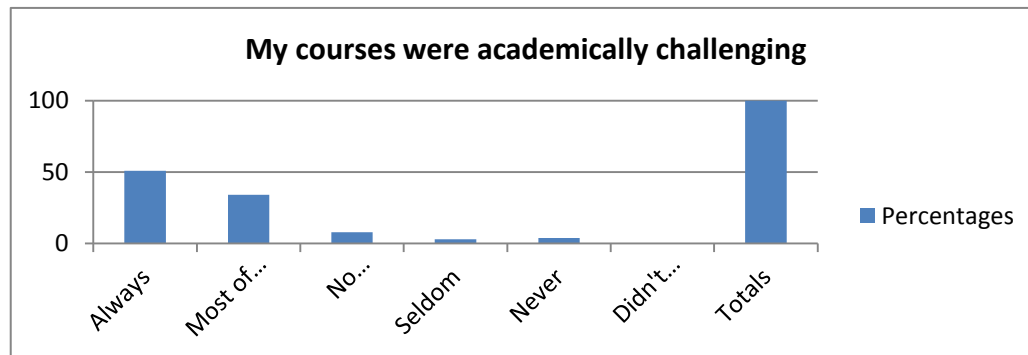
5. My professors were always enthusiastic and helpful.

	Percentages
Always	51
Most of the Time	34
No Opinion/Not Applicable	8
Seldom	2
Never	4
Didn't Answer	1
Totals	100



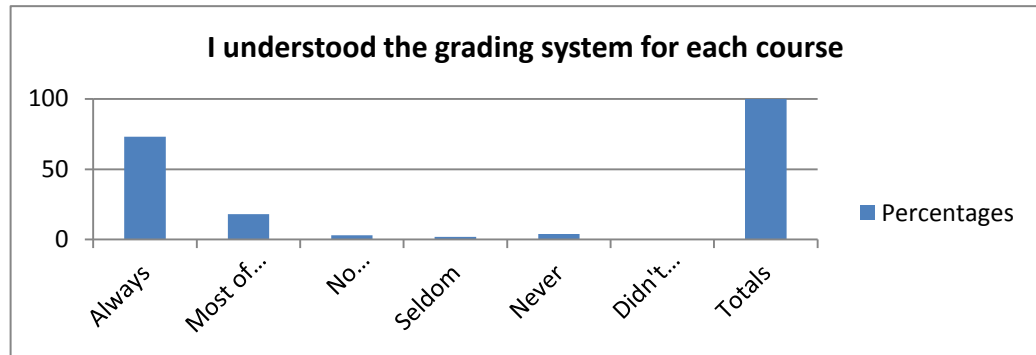
6. My courses were academically challenging.

	Percentages
Always	51
Most of the Time	34
No Opinion/Not Applicable	8
Seldom	3
Never	4
Didn't Answer	0
Totals	100



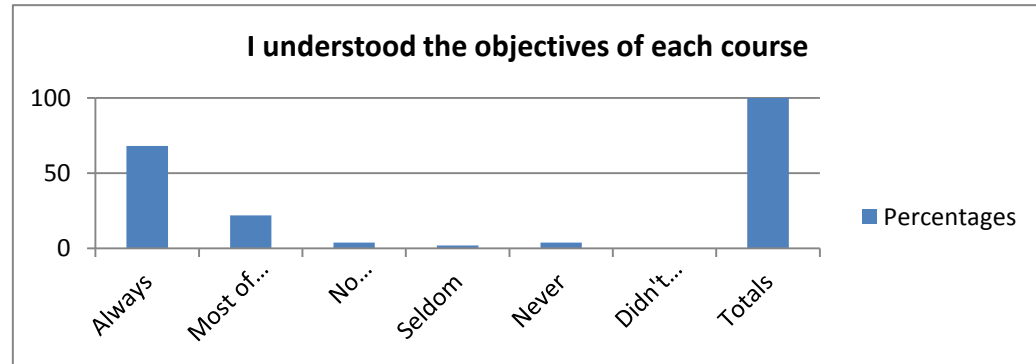
7. I understood the grading system for each course.

	Percentages
Always	73
Most of the Time	18
No Opinion/Not Applicable	3
Seldom	2
Never	4
Didn't Answer	0
Totals	100



8. I understood the objectives of each course.

	Percentages
Always	68
Most of the Time	22
No Opinion/Not Applicable	4
Seldom	2
Never	4
Didn't Answer	0
Totals	100



9. My courses provided me with learning opportunities that enhanced my critical thinking skills.

	Percentages
Always	60
Most of the Time	30
No Opinion/Not Applicable	4
Seldom	2
Never	4
Didn't Answer	0
Totals	100

