

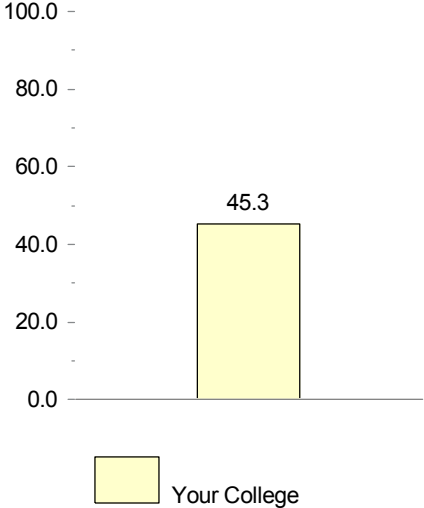
**Community College Survey of Student Engagement - Barton Community College (2016 Administration)  
2016 Benchmark Scores Report - Main Survey**

[Weighted]

	<b>Your College</b>
<b>Benchmark</b>	<b>Score</b>
Active and Collaborative Learning	45.3
Student Effort	44.0
Academic Challenge	44.7
Student-Faculty Interaction	47.4
Support for Learners	52.8

**Community College Survey of Student Engagement  
Barton Community College (2016 Administration)  
2016 Benchmark Bar Chart - Main Survey**

[Weighted]  
Active and Collaborative Learning (ACTCOLL)



**Community College Survey of Student Engagement - Barton Community College (2016 Administration)  
2016 Benchmark Means Report - Main Survey**

[Weighted]

Active and Collaborative Learning (ACTCOLL)

		Your College
Item	Variable	Mean
Item 4: In your experiences at this college during the current school year, about how often have you done each of the following?		
1 = Never, 2 = Sometimes, 3 = Often, 4 = Very often		
4a. Asked questions in class or contributed to class discussions [ACTCOLL]	CLQUEST	2.95
4b. Made a class presentation [ACTCOLL]	CLPRESEN	2.09
4f. Worked with other students on projects during class [ACTCOLL]	CLASSGRP	2.39
4g. Worked with classmates outside of class to prepare class assignments [ACTCOLL]	OCCGRP	1.82
4h. Tutored or taught other students (paid or voluntary) [ACTCOLL]	TUTOR	1.37
4i. Participated in a community-based project as a part of a regular course [ACTCOLL]	COMMPROJ	1.29
4r. Discussed ideas from your readings or classes with others outside of class (students, family members, co-workers, etc.) [ACTCOLL]	OOCIDEAS	2.35

**Community College Survey of Student Engagement - Barton Community College (2016 Administration)  
2016 Benchmark Frequency Distributions - Main Survey**

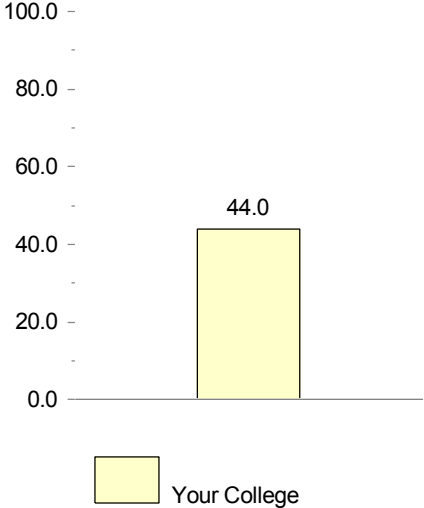
[Weighted]

Active and Collaborative Learning (ACTCOLL)

			Your College	
Item	Variable	Responses	Count	Percent
Item 4: In your experiences at this college during the current school year, about how often have you done each of the following?				
4a. Asked questions in class or contributed to class discussions [ACTCOLL]	CLQUEST	Never	6	1.0
		Sometimes	205	35.2
		Often	187	32.2
		Very often	184	31.7
		Total	581	100.0
4b. Made a class presentation [ACTCOLL]	CLPRESEN	Never	178	30.7
		Sometimes	228	39.4
		Often	116	20.0
		Very often	57	9.9
		Total	579	100.0
4f. Worked with other students on projects during class [ACTCOLL]	CLASSGRP	Never	95	16.4
		Sometimes	240	41.5
		Often	170	29.4
		Very often	74	12.7
		Total	579	100.0
4g. Worked with classmates outside of class to prepare class assignments [ACTCOLL]	OCCGRP	Never	263	45.7
		Sometimes	192	33.3
		Often	83	14.5
		Very often	38	6.5
		Total	576	100.0
4h. Tutored or taught other students (paid or voluntary) [ACTCOLL]	TUTOR	Never	426	73.3
		Sometimes	108	18.7
		Often	35	6.1
		Very often	11	1.9
		Total	581	100.0
4i. Participated in a community-based project as a part of a regular course [ACTCOLL]	COMMPROJ	Never	457	79.2
		Sometimes	84	14.5
		Often	27	4.7
		Very often	9	1.6
		Total	577	100.0
4r. Discussed ideas from your readings or classes with others outside of class (students, family members, co-workers, etc.) [ACTCOLL]	OOCIDEAS	Never	114	19.7
		Sometimes	235	40.6
		Often	140	24.3
		Very often	89	15.3
		Total	577	100.0

**Community College Survey of Student Engagement  
Barton Community College (2016 Administration)  
2016 Benchmark Bar Chart - Main Survey**

[Weighted]  
Student Effort (STUEFF)



**Community College Survey of Student Engagement - Barton Community College (2016 Administration)  
2016 Benchmark Means Report - Main Survey**

[Weighted]  
Student Effort (STUEFF)

		Your College
Item	Variable	Mean
Item 4: In your experiences at this college during the current school year, about how often have you done each of the following?		
1 = Never, 2 = Sometimes, 3 = Often, 4 = Very often		
4c. Prepared two or more drafts of a paper or assignment before turning it in [STUEFF]	REWROPAP	2.41
4d. Worked on a paper or project that required integrating ideas or information from various sources [STUEFF]	INTEGRAT	2.70
4e. Came to class without completing readings or assignments [STUEFF]	CLUNPREP	1.74
Item 6: During the current school year, about how much reading and writing have you done at this college?		
1 = None, 2 = Between 1 and 4, 3 = Between 5 and 10, 4 = Between 11 and 20, 5 = More than 20		
6b. Number of books read on your own (not assigned) for personal enjoyment or academic enrichment [STUEFF]	READOWN	1.90
Item 10: About how many hours do you spend in a typical 7-day week doing each of the following?		
0 = None, 1 = 1-5 hours, 2 = 6-10 hours, 3 = 11-20 hours, 4 = 21-30 hours, 5 = More than 30 hours		
10a. Preparing for class (studying, reading, writing, rehearsing, doing homework, or other activities related to your program) [STUEFF]	ACADPR01	1.87
Item 13.1: How often do you use the following services at this college?		
1 = Rarely/Never, 2 = Sometimes, 3 = Often (Don't know/N.A. category not included in means calculations)		
13.1d. Peer or other tutoring [STUEFF]	USETUTOR	1.35
13.1e. Skill labs (writing, math, etc.) [STUEFF]	USELAB	1.67
13.1h. Computer lab [STUEFF]	USECOMLB	1.74

**Community College Survey of Student Engagement - Barton Community College (2016 Administration)  
2016 Benchmark Frequency Distributions - Main Survey**

[Weighted]  
Student Effort (STUEFF)

			Your College	
Item	Variable	Responses	Count	Percent
<b>Item 4: In your experiences at this college during the current school year, about how often have you done each of the following?</b>				
4c. Prepared two or more drafts of a paper or assignment before turning it in [STUEFF]	REWROPAP	Never	127	21.9
		Sometimes	173	29.9
		Often	195	33.7
		Very often	84	14.5
		<b>Total</b>	<b>579</b>	<b>100.0</b>
4d. Worked on a paper or project that required integrating ideas or information from various sources [STUEFF]	INTEGRAT	Never	67	11.6
		Sometimes	168	29.0
		Often	218	37.6
		Very often	126	21.8
		<b>Total</b>	<b>580</b>	<b>100.0</b>
4e. Came to class without completing readings or assignments [STUEFF]	CLUNPREP	Never	251	43.7
		Sometimes	244	42.4
		Often	60	10.5
		Very often	20	3.5
		<b>Total</b>	<b>575</b>	<b>100.0</b>
<b>Item 6: During the current school year, about how much reading and writing have you done at this college?</b>				
6b. Number of books read on your own (not assigned) for personal enjoyment or academic enrichment [STUEFF]	READOWN	None	213	39.0
		1 to 4	231	42.2
		5 to 10	61	11.1
		11 to 20	27	5.0
		More than 20	15	2.7
		<b>Total</b>	<b>547</b>	<b>100.0</b>
<b>Item 10: About how many hours do you spend in a typical 7-day week doing each of the following?</b>				
10a. Preparing for class (studying, reading, writing, rehearsing, doing homework, or other activities related to your program) [STUEFF]	ACADPR01	None	12	2.1
		1-5 hours	232	42.3
		6-10 hours	167	30.5
		11-20 hours	101	18.4
		21-30 hours	25	4.7
		More than 30 hours	12	2.1
		<b>Total</b>	<b>548</b>	<b>100.0</b>
<b>Item 13.1: How often do you use the following services at this college?</b>				
13.1.d. Peer or other tutoring [STUEFF]	USETUTOR	Don't know/N.A.	146	27.2
		Rarely/Never	288	53.7
		Sometimes	70	13.0
		Often	33	6.1
		<b>Total</b>	<b>536</b>	<b>100.0</b>

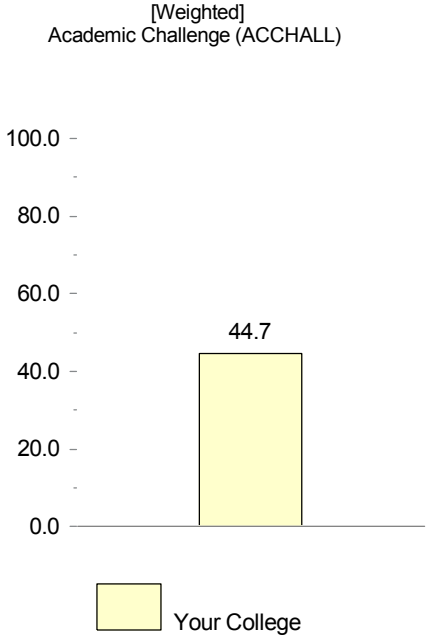
**Community College Survey of Student Engagement - Barton Community College (2016 Administration)  
2016 Benchmark Frequency Distributions - Main Survey**

[Weighted]  
Student Effort (STUEFF)

			Your College	
Item	Variable	Responses	Count	Percent
Item 13.1: How often do you use the following services at this college?				
13.1e. Skill labs (writing, math, etc.) [STUEFF]	USELAB	Don't know/N.A.	125	23.0
		Rarely/Never	207	38.1
		Sometimes	140	25.9
		Often	71	13.0
		Total	543	100.0
13.1h. Computer lab [STUEFF]	USECOMLB	Don't know/N.A.	87	15.9
		Rarely/Never	223	40.8
		Sometimes	135	24.8
		Often	101	18.5
		Total	546	100.0



**Community College Survey of Student Engagement  
Barton Community College (2016 Administration)  
2016 Benchmark Bar Chart - Main Survey**



**Community College Survey of Student Engagement - Barton Community College (2016 Administration)  
2016 Benchmark Means Report - Main Survey**

[Weighted]  
Academic Challenge (ACCHALL)

		Your College
Item	Variable	Mean
Item 4: In your experiences at this college during the current school year, about how often have you done each of the following?		
1 = Never, 2 = Sometimes, 3 = Often, 4 = Very often		
4p. Worked harder than you thought you could to meet an instructor's standards or expectations [ACCHALL]	WORKHARD	2.46
Item 5: During the current school year, how much has your coursework at this college emphasized the following mental activities?		
1 = Very little, 2 = Some, 3 = Quite a bit, 4 = Very much		
5b. Analyzing the basic elements of an idea, experience, or theory [ACCHALL]	ANALYZE	2.82
5c. Synthesizing and organizing ideas, information, or experiences in new ways [ACCHALL]	SYNTHEsz	2.77
5d. Making judgments about the value or soundness of information, arguments, or methods [ACCHALL]	EVALUATE	2.52
5e. Applying theories or concepts to practical problems or in new situations [ACCHALL]	APPLYING	2.67
5f. Using information you have read or heard to perform a new skill [ACCHALL]	PERFORM	2.90
Item 6: During the current school year, about how much reading and writing have you done at this college?		
1 = None, 2 = Between 1 and 4, 3 = Between 5 and 10, 4 = Between 11 and 20, 5 = More than 20		
6a. Number of assigned textbooks, manuals, books, or book-length packs of course readings [ACCHALL]	READASGN	2.78
6c. Number of written papers or reports of any length [ACCHALL]	WRITEANY	2.52
Item 7		
1 = Extremely easy ... 7 = Extremely challenging		
7. Mark the response that best represents the extent to which your examinations during the current school year have challenged you to do your best work at this college [ACCHALL]	EXAMS	4.78
Item 9: How much does this college emphasize each of the following?		
1 = Very little, 2 = Some, 3 = Quite a bit, 4 = Very much		
9a. Encouraging you to spend significant amounts of time studying [ACCHALL]	ENVSCHOL	2.96

**Community College Survey of Student Engagement - Barton Community College (2016 Administration)  
2016 Benchmark Frequency Distributions - Main Survey**

[Weighted]  
Academic Challenge (ACCHALL)

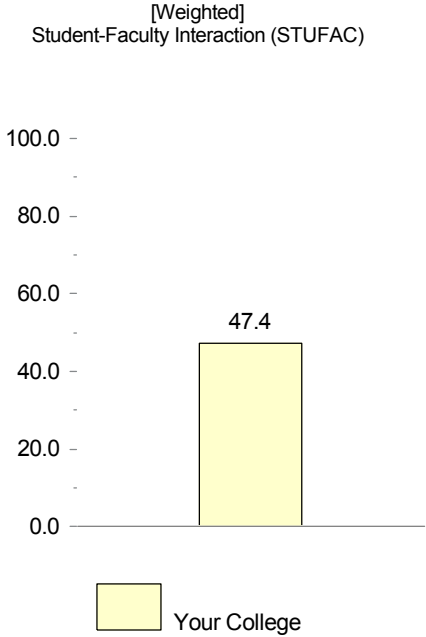
			Your College	
Item	Variable	Responses	Count	Percent
Item 4: In your experiences at this college during the current school year, about how often have you done each of the following?				
4p. Worked harder than you thought you could to meet an instructor's standards or expectations [ACCHALL]	WORKHARD	Never	77	13.4
		Sometimes	236	41.5
		Often	175	30.7
		Very often	82	14.4
		Total	570	100.0
Item 5: During the current school year, how much has your coursework at this college emphasized the following mental activities?				
5b. Analyzing the basic elements of an idea, experience, or theory [ACCHALL]	ANALYZE	Very little	24	4.2
		Some	195	33.6
		Quite a bit	225	38.8
		Very much	136	23.5
		Total	580	100.0
5c. Synthesizing and organizing ideas, information, or experiences in new ways [ACCHALL]	SYNTHESZ	Very little	44	7.6
		Some	189	32.7
		Quite a bit	202	34.9
		Very much	143	24.8
		Total	578	100.0
5d. Making judgments about the value or soundness of information, arguments, or methods [ACCHALL]	EVALUATE	Very little	85	14.7
		Some	206	35.5
		Quite a bit	189	32.6
		Very much	99	17.1
		Total	579	100.0
5e. Applying theories or concepts to practical problems or in new situations [ACCHALL]	APPLYING	Very little	66	11.4
		Some	179	30.9
		Quite a bit	216	37.2
		Very much	118	20.4
		Total	580	100.0
5f. Using information you have read or heard to perform a new skill [ACCHALL]	PERFORM	Very little	41	7.0
		Some	138	23.8
		Quite a bit	240	41.4
		Very much	161	27.8
		Total	581	100.0

**Community College Survey of Student Engagement - Barton Community College (2016 Administration)  
2016 Benchmark Frequency Distributions - Main Survey**

[Weighted]  
Academic Challenge (ACCHALL)

			Your College	
Item	Variable	Responses	Count	Percent
<b>Item 6: During the current school year, about how much reading and writing have you done at this college?</b>				
6a. Number of assigned textbooks, manuals, books, or book-length packs of course readings [ACCHALL]	READASGN	None	25	4.5
		1 to 4	247	45.1
		5 to 10	156	28.5
		11 to 20	67	12.2
		More than 20	54	9.8
		<b>Total</b>	<b>549</b>	<b>100.0</b>
6c. Number of written papers or reports of any length [ACCHALL]	WRITEANY	None	66	12.1
		1 to 4	236	43.2
		5 to 10	158	28.8
		11 to 20	67	12.2
		More than 20	20	3.6
		<b>Total</b>	<b>547</b>	<b>100.0</b>
<b>Item 7</b>				
7. Mark the response that best represents the extent to which your examinations during the current school year have challenged you to do your best work at this college [ACCHALL]	EXAMS	(1) Extremely easy	8	1.5
		(2)	24	4.6
		(3)	25	4.7
		(4)	145	27.9
		(5)	172	33.2
		(6)	110	21.2
		(7) Extremely challenging	36	6.9
		<b>Total</b>	<b>520</b>	<b>100.0</b>
<b>Item 9: How much does this college emphasize each of the following?</b>				
9a. Encouraging you to spend significant amounts of time studying [ACCHALL]	ENVSCHOL	Very little	24	4.3
		Some	134	24.5
		Quite a bit	232	42.4
		Very much	158	28.8
		<b>Total</b>	<b>547</b>	<b>100.0</b>

**Community College Survey of Student Engagement  
Barton Community College (2016 Administration)  
2016 Benchmark Bar Chart - Main Survey**



**Community College Survey of Student Engagement - Barton Community College (2016 Administration)  
2016 Benchmark Means Report - Main Survey**

[Weighted]  
Student-Faculty Interaction (STUFAC)

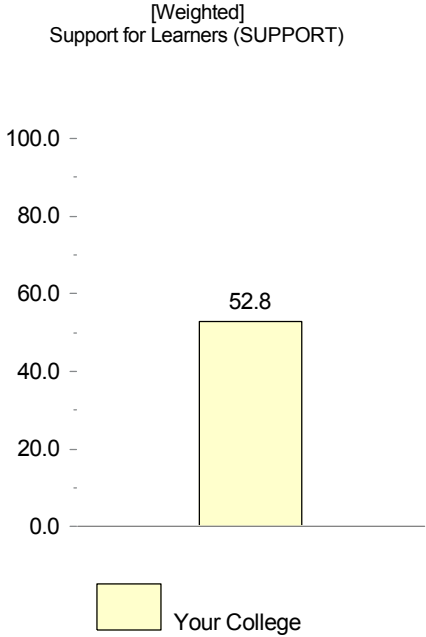
		Your College
Item	Variable	Mean
Item 4: In your experiences at this college during the current school year, about how often have you done each of the following?		
1 = Never, 2 = Sometimes, 3 = Often, 4 = Very often		
4k. Used e-mail to communicate with an instructor [STUFAC]	EMAIL	2.85
4l. Discussed grades or assignments with an instructor [STUFAC]	FACGRADE	2.55
4m. Talked about career plans with an instructor or advisor [STUFAC]	FACPLANS	2.09
4n. Discussed ideas from your readings or classes with instructors outside of class [STUFAC]	FACIDEAS	1.73
4o. Received prompt feedback (written or oral) from instructors on your performance [STUFAC]	FACFEED	2.75
4q. Worked with instructors on activities other than coursework [STUFAC]	FACOTH	1.44

**Community College Survey of Student Engagement - Barton Community College (2016 Administration)  
2016 Benchmark Frequency Distributions - Main Survey**

[Weighted]  
Student-Faculty Interaction (STUFAC)

			Your College	
Item	Variable	Responses	Count	Percent
Item 4: In your experiences at this college during the current school year, about how often have you done each of the following?				
4k. Used e-mail to communicate with an instructor [STUFAC]	EMAIL	Never	44	7.6
		Sometimes	179	30.9
		Often	179	30.8
		Very often	178	30.7
		Total	580	100.0
4l. Discussed grades or assignments with an instructor [STUFAC]	FACGRADE	Never	63	11.0
		Sometimes	239	41.7
		Often	165	28.7
		Very often	107	18.6
		Total	573	100.0
4m. Talked about career plans with an instructor or advisor [STUFAC]	FACPLANS	Never	154	27.1
		Sometimes	251	44.3
		Often	118	20.8
		Very often	44	7.9
		Total	567	100.0
4n. Discussed ideas from your readings or classes with instructors outside of class [STUFAC]	FACIDEAS	Never	281	49.2
		Sometimes	188	32.9
		Often	77	13.5
		Very often	25	4.4
		Total	572	100.0
4o. Received prompt feedback (written or oral) from instructors on your performance [STUFAC]	FACFEED	Never	39	6.7
		Sometimes	215	37.0
		Often	180	31.1
		Very often	146	25.1
		Total	580	100.0
4q. Worked with instructors on activities other than coursework [STUFAC]	FACOTH	Never	394	69.0
		Sometimes	114	20.1
		Often	50	8.8
		Very often	12	2.1
		Total	570	100.0

**Community College Survey of Student Engagement  
Barton Community College (2016 Administration)  
2016 Benchmark Bar Chart - Main Survey**





**Community College Survey of Student Engagement - Barton Community College (2016 Administration)  
2016 Benchmark Means Report - Main Survey**

[Weighted]  
Support for Learners (SUPPORT)

		Your College
Item	Variable	Mean
Item 9: How much does this college emphasize each of the following?		
1 = Very little, 2 = Some, 3 = Quite a bit, 4 = Very much		
9b. Providing the support you need to help you succeed at this college [SUPPORT]	ENVSUPRT	3.10
9c. Encouraging contact among students from different economic, social, and racial or ethnic backgrounds [SUPPORT]	ENVDIVRS	2.69
9d. Helping you cope with your non-academic responsibilities (work, family, etc.) [SUPPORT]	ENVNACAD	2.25
9e. Providing the support you need to thrive socially [SUPPORT]	ENVSOCAL	2.49
9f. Providing the financial support you need to afford your education [SUPPORT]	FINSUPP	2.78
Item 13.1: How often do you use the following services at this college?		
1 = Rarely/Never, 2 = Sometimes, 3 = Often (Don't know/N.A. category not included in means calculations)		
13.1a. Academic advising/planning [SUPPORT]	USEACAD	1.80
13.1b. Career counseling [SUPPORT]	USECACOU	1.45

**Community College Survey of Student Engagement - Barton Community College (2016 Administration)  
2016 Benchmark Frequency Distributions - Main Survey**

[Weighted]  
Support for Learners (SUPPORT)

			Your College	
Item	Variable	Responses	Count	Percent
<b>Item 9: How much does this college emphasize each of the following?</b>				
9b. Providing the support you need to help you succeed at this college [SUPPORT]	ENVSUPRT	Very little	25	4.5
		Some	97	17.8
		Quite a bit	225	41.1
		Very much	200	36.6
		Total	547	100.0
9c. Encouraging contact among students from different economic, social, and racial or ethnic backgrounds [SUPPORT]	ENVDIVRS	Very little	70	12.9
		Some	165	30.4
		Quite a bit	173	31.9
		Very much	134	24.8
		Total	543	100.0
9d. Helping you cope with your non-academic responsibilities (work, family, etc.) [SUPPORT]	ENVNACAD	Very little	152	27.8
		Some	180	33.0
		Quite a bit	138	25.3
		Very much	76	13.8
		Total	546	100.0
9e. Providing the support you need to thrive socially [SUPPORT]	ENVSOCAL	Very little	92	16.9
		Some	195	35.7
		Quite a bit	159	29.3
		Very much	99	18.1
		Total	545	100.0
9f. Providing the financial support you need to afford your education [SUPPORT]	FINSUPP	Very little	87	15.9
		Some	130	23.7
		Quite a bit	145	26.5
		Very much	185	33.8
		Total	547	100.0
<b>Item 13.1: How often do you use the following services at this college?</b>				
13.1a. Academic advising/planning [SUPPORT]	USEACAD	Don't know/N.A.	50	9.0
		Rarely/Never	182	32.6
		Sometimes	244	43.7
		Often	82	14.7
		Total	559	100.0
13.1b. Career counseling [SUPPORT]	USECACOU	Don't know/N.A.	128	22.9
		Rarely/Never	277	49.8
		Sometimes	112	20.2
		Often	39	7.1
		Total	556	100.0