



## *HLC Accreditation Evidence*

Title: Example - Published Annual Financial Report

Office of Origin: Vice President of Administration

BARTON COUNTY

Proof of Publication

SS.

MARY HOISINGTON

of lawful age, duly sworn upon oath states that SHE

is the PUBLISHER

of THE GREAT BEND TRIBUNE

THAT said newspaper has been published at least weekly fifty (50) times a year and has been so published for at least five years prior to the first publication of the attached notice:

THAT said paper was entered as second class mail matter at the post office of its publication:

THAT said paper has a general paid circulation on a daily, or weekly, or monthly, or yearly basis in

BARTON County, Kansas, and is

NOT a trade, religious or fraternal publication and has been PRINTED and published in BARTON County, Kansas.

That the attached notice was published in a regular issue of said newspaper

for 1 consecutive weeks, the first publication being on the 28th day

of July 2016 and the last publication on the 28th day

of July 2016

Publication Fee \$

Affidavit, Notary's Fees \$

Additional Copies at \$

Total Publication Fee \$ 102.71

(Sign) [Signature] Witness my hand this 28th day of July, 2016

SUBSCRIBED and Sworn to before me this 28th

day of July, 2016

[Signature] (Notary Public)

State of Kansas - Notary Public Loretta Harmison My Commission Expires 9-8-18

My commission expires


(Published in the Great Bend Tribune, July 28, 2016) -11 NOTICE OF PUBLIC HEARING 2016-2017 BUDGET The governing body of BARTON COMMUNITY COLLEGE Barton County will meet on August 9, 2016, at 4:00 p.m., at F-30 LOWER LEVEL OF FINE ARTS BLDG. for the purpose of answering objections of taxpayers relating to the proposed use of all funds, and the amount of tax to be levied, and to consider amendments. Detailed budget information is available at BUSINESS OFFICE and will be available at this hearing. BUDGET SUMMARY

The Expenditures and the Amount of 2016 Tax to be Levied (as shown below) establish the maximum limits of the 2016-2017 budget. The "Est. Tax Rate" in the far right column, shown for comparative purposes, is subject to slight change depending on final assessed valuation.

Table with columns: 2014-2015, 2015-2016, PROPOSED BUDGET 2016-2017. Rows include: Current Fds Unrestricted, General Fund, Postsecondary Tech Ed, Adult Education, Adult Supp. Educ., Motorcycle Driver, Truck Driver Training, Auxiliary Enterprise, Plant Funds, Capital Outlay, Bond and Interest, Special Assessment, No Fund Warrants, Revenue Bonds, Total All Funds, Total Tax Levied, Assessed Valuation.

Table titled 'Outstanding Indebtedness, July 1' with columns for 2014, 2015, and 2016. Rows include: G.O. Bonds, Capital Outlay Bonds, Revenue Bonds, No-Fund Warrants, Temporary Notes, Lease Purchase Principal, Total.

Tax Rates are expressed in mills. Mike Johnson, Board Chair Mike Minton Don Learned John Moshier Leonard Bunselmeyer Gary Burke



BARTON COUNTY

Proof of Publication

SS.

MARY HOISINGTON

of lawful age, duly sworn upon oath states that SHE

is the PUBLISHER

of THE GREAT BEND TRIBUNE

THAT said newspaper has been published at least weekly fifty (50) times a year and has been so published for at least five years prior to the first publication of the attached notice:

THAT said paper was entered as second class mail matter at the post office of its publication:

THAT said paper has a general paid circulation on a daily, or weekly, or monthly, or yearly basis in

BARTON County, Kansas, and is

NOT a trade, religious or fraternal publication and has been PRINTED and published in BARTON County, Kansas.

That the attached notice was published in a regular issue of said newspaper

for 1 consecutive weeks, the first publication being on the 13th day

of July 20 16 and the last publication on the 13th day

of July 20 16

Publication Fee \$

Affidavit, Notary's Fees \$

Additional Copies at \$

Total Publication Fee \$ 23.03

(Sign) [Signature]

Witness my hand this 13th day of July 20 16

SUBSCRIBED and Sworn to before me this 13th

day of July 20 16

[Signature] (Notary Public)

State of Kansas - Notary Public
Loretta Harmison
My Commission Expires 9-8-18

My commission expires

(First published in the Great Bend Tribune on July 13, 2016) IT Non-Discrimination Notice: To provide equal employment advancement and learning opportunities to all individuals employment and student admission decisions at Barton will be based on merit qualifications and abilities Barton County Community College does not discriminate on the basis of any characteristic protected by law in all aspects of employment and admission in its education programs or activities. Any person having inquiries concerning Barton County Community College's non-discrimination compliance policy, including the application of Equal Opportunity Employment Titles IV, VI, VII, IX, Section 504 and the implementing regulations, is directed to contact the College's Compliance Officer, Barton County Community College, Room A-123, Great Bend, Kansas 67530, (620) 792-2701. Any person may also contact the Director, Office of Civil Rights, U.S. Department of Education, Washington, DC 20201.

PAID 219590 8-8-16

**NOTICE OF PUBLIC HEARING  
2016-2017 BUDGET**

The governing body of Barton Community College, Barton County, will meet on August 9th, at 4:00 p.m., at F30 Lower Level of Fine Arts Bldg. for the purpose of answering objections of taxpayers relating to the proposed use of all funds, and the amount of tax to be levied, and to consider amendments. Detailed budget information is available at the Business Office and will be available at this hearing.

**BUDGET SUMMARY**


The Expenditures and the Amount of 2016 Tax to be Levied (as shown below) establish the maximum limits of the 2016-2017 budget. The "Est. Tax Rate" in the far right column, shown for comparative purposes, is subject to slight change depending on final assessed valuation.


This notice is provided in accordance with KSA 79-2925b.

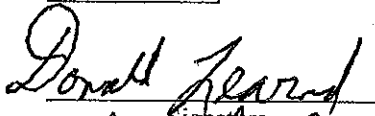
	2014-2015		2015-2016		PROPOSED BUDGET 2016-2017		
	Actual Expend. & Transfers	Actual Tax Rate*	Actual Expend. & Transfers	Actual Tax Rate*	Budgeted Expend. & Transfers	Amount of 2016 Tax to be Levied	Est. Tax Rate*
Current Funds Unrestricted							
General Fund	25,800,187	33.124	26,054,437	33.090	52,000,000	8,055,926	33.124
Postsecondary Tech Ed	11,084,488		11,363,050		28,500,000	XXXXXXXXXX	XXX
Adult Education	221,361		210,068		550,000	0	0.000
Adult Supp Education	0	XXX	0	XXX	50,000	XXXXXXXXXX	XXX
Motorcycle Driver	0	XXX	0	XXX	0	XXXXXXXXXX	XXX
Truck Driver Training	0	XXX	0	XXX	0	XXXXXXXXXX	XXX
Auxiliary Enterprise	4,473,965	XXX	4,874,878	XXX	18,930,000	XXXXXXXXXX	XXX
Plant Funds		XXX		XXX		XXXXXXXXXX	XXX
Capital Outlay	163,313		162,906		1,300,000	0	0.000
Bond and Interest	0		0		0	0	0.000
Special Assessment	0		0		0	0	0.000
No Fund Warrants	0		0		0	0	0.000
Revenue Bonds	0	XXX	0	XXX	0	XXXXXXXXXX	XXX
<b>Total All Funds</b>	<b>41,743,314</b>	<b>33.124</b>	<b>42,665,339</b>	<b>33.090</b>	<b>101,330,000</b>	<b>XXXXXXXXXX</b>	<b>33.124</b>
Total Tax Levied	8,959,263		8,075,574		XXXXXXXXXX	8,055,926	
Assessed Valuation	270,067,190		243,483,153		243,205,079		


	Outstanding Indebtedness, July 1		
	2014	2015	2016
G.O. Bonds			
Capital Outlay Bonds			
Revenue Bonds			
No-Fund Warrants			
Temporary Notes			
Lease Purchase Principal	11,963,831	11,445,216	11,274,358
<b>Total</b>	<b>11,963,831</b>	<b>11,445,216</b>	<b>11,274,358</b>


\*Tax Rates are expressed in mills.


  
Signature

  
Signature

  
Signature

  
Signature

  
Signature

  
Signature

**CERTIFICATE**

TO THE CLERK OF Barton County COUNTY, STATE OF KANSAS

We the undersigned, duly elected, qualified and acting officers of  
Barton Community College

certify that: (1) the hearing mentioned in the attached proof of publication was held; (2) after the Budget Hearing this budget was duly approved and adopted as the maximum expenditure for the various funds for the year 2016-2017; and (3) the Amount(s) of 2016 Tax to be Levied are within statutory limitations.

TABLE OF CONTENTS:			2016-2017 ADOPTED BUDGET		
Statements	K.S.A.	Page No.	Transfers	Tax to be Levied	Use Only
Statement of Indebtedness					
Statement of Conditional Lease, etc.					
Current Funds Unrestricted:					
General	71-204		52,000,000	8,055,926	
Postsecondary Technical Education			28,500,000	XXXXXXXXXX	
Adult Education	71-617		550,000	0	
Adult Supplementary Education	72-4525		50,000	XXXXXXXXXX	
Motorcycle Driver Safety	71-1508		0	XXXXXXXXXX	
Truck Driver Training Course	71-1509		0	XXXXXXXXXX	
Auxiliary Enterprise			18,930,000	XXXXXXXXXX	
Total Current Funds Unrestricted			100,030,000	8,055,926	
Plant Funds					
Capital Outlay	71-501		1,300,000	0	
Bond and Interest	10-113		0	0	
Special Assessment			0	0	
No Fund Warrants			0	0	
Revenue Bonds	10-113		0	XXXXXXXXXX	
Total Plant Funds			1,300,000	0	
<b>TOTAL - ALL FUNDS</b>		XXXXXXXXXX	<b>101,330,000</b>		
Publication					
Final Assessed Valuation					

Municipal Accounting Use Only  
 Received \_\_\_\_\_  
 Reviewed by \_\_\_\_\_  
 Follow-up: Yes \_\_\_ No \_\_\_

Attest: \_\_\_\_\_, 2016

\_\_\_\_\_  
 County Clerk

  
 \_\_\_\_\_  
 Signature of Elected Official

  
 \_\_\_\_\_  
 Signature of Elected Official

  
 \_\_\_\_\_  
 Signature of Elected Official

  
 \_\_\_\_\_  
 Signature of Elected Official

  
 \_\_\_\_\_  
 Signature of Elected Official

\_\_\_\_\_  
 Signature of Elected Official

STATEMENT OF CONDITIONAL LEASE, LEASE-  
PURCHASE AND CERTIFICATE OF PARTICIPATION

Item/Service Purchased	Date of Contract	Term of Contract	Interest Rate*	Total Outright Purchase Price	Other Charges In Contract	Total Amount Financed (Beg. Princ.)	Principal Balance Due 6/30/2016	Payments Due 7/1/16 - 6/30/17	Payments Due 7/1/17 - 12/31/17
KBOR PEI Infrastructure Loan	3/26/2008	8 years	n/a	n/a					
KBOR PEI Infrastructure Loan	3/31/2009	8 years	n/a	n/a					
Construction projects	12/3/2008	18 years	4.4-5.25	4,590,000	4,615,894	4,590,000	415,000	357,769	247,259
Track Renovation	11/9/2009	8 yrs	4.5000	1,200,000	247,170	1,200,000	259,358	180,896	90,448
Dorm Construction/Refinancing	5/16/2013	25 yrs	2.0 - 4.0	6,665,000	3,194,001	6,665,000	6,070,000	393,713	92,306
Refinancing of CoP#16	10/19/2015	18 years	3.625-5	4,530,000	1,664,400	4,530,000	4,530,000	0	0

\*Used arbitrage yield on the bonds.

Adopted Budget

Budget Form CC-B

2016-2017

CURRENT FUNDS UNRESTRICTED GENERAL FUND	Line	2014-2015 Audited Actual	2015-2016 Unaudited Actual	2016-2017 Proposed Budget
UNENCUMBERED CASH BALANCE JULY 1	1	10,510,209	12,838,581	15,246,783
Transfer of Fund Balances, July 1 *	2	XXXXXXXXXX	XXXXXXXXXX	0
ADJUSTED UNENCUMBERED CASH BALANCE, JULY 1	3	10,510,209	12,838,581	15,246,783
<b>REVENUES</b>				
Student Sources:				
Tuition	4	12,210,324	13,071,392	19,500,000
Fees	5	1,133,300	780,963	7,785,861
<b>Total Student Income</b>	9	13,343,624	13,852,355	27,285,861
Federal Sources:				
Federal Grants	10	225	195	
Other Federal Income	11			
<b>Total Federal Income</b>	19	225	195	0
State Sources:				
State Operating Grant portion for operations (Form 108)	20	4,307,322	4,395,227	4,219,418
LAVTR	21			0
State Grants and Contracts	22			
State Retirement Contributions **	23			
Other State Income	24	303,497	202,318	400,000
<b>Total State Income</b>	29	4,610,819	4,597,545	4,619,418
Local Sources:				
Prior Year Ad Valorem Property Tax	30	501,437	706,599	1,798
Current Year Ad Valorem Property Tax	31	7,888,618	7,669,998	XXXXXXXXXX
Motor Vehicle Tax	32	1,249,484	1,255,581	1,032,768
Recreational Vehicle Tax	33	14,563	12,921	15,291
Delinquent Tax	34	286,832	168,707	201,869
In Lieu of Tax -IRB	35			0
Other Local Income	36	(105,583)	(110,156)	
<b>Total Local Income</b>	39	9,835,351	9,703,650	1,251,726
Other Sources:				
Gifts	40			
Interest	41	12,964	12,146	10,000
All Other Income	42	325,576	296,748	3,566,986
Cancellation of Prior Year Encumbrances	43			XXXXXXXXXX
<b>Total Other Income</b>	49	338,540	308,894	3,576,986
<b>TOTAL REVENUES</b> (9 + 19 + 29 + 39 + 49)	60	28,128,559	28,462,639	36,733,991
<b>TOTAL RESOURCES AVAILABLE (3 + 60)</b>	62	38,638,768	41,301,220	51,980,773

\* Must comply with K.S.A. 79-2958.

\*\*Optional - if revenue is shown, expenditures must be included.

## Adopted Budget

CURRENT FUNDS UNRESTRICTED GENERAL FUND	Line	2014-2015 Audited Actual	2015-2016 Unaudited Actual	2016-2017 Proposed Budget
<b>TOTAL RESOURCES AVAILABLE</b>	62	38,638,768	41,301,220	51,980,773
<b>EXPENDITURES</b>				
Education and General:				
Instruction	63	9,571,893	9,254,535	12,711,000
Research	64			
Public Service	65			2,550,000
Academic Support	66	2,333,151	2,655,694	2,500,000
Student Services	67	2,242,654	2,322,933	3,000,000
Institutional Support	68	668,247	404,442	2,500,000
Operation and Maintenance	69	3,014,518	3,253,720	4,500,000
Scholarships	70	438,097	423,523	0
<b>TOTAL EXPENDITURES</b>	79	18,268,560	18,314,847	27,761,000
<b>TRANSFERS</b>				
Transfer to Vocational	81	7,531,627	7,739,590	23,850,000
Non-mandatory Transfers	82			389,000
Mandatory Transfers	83			
<b>TOTAL TRANSFERS</b>	89	7,531,627	7,739,590	24,239,000
<b>TOTAL EXPENDITURES &amp; TRANSFERS (79 + 89)</b>	90	25,800,187	26,054,437	52,000,000
<b>UNENCUMBERED CASH BAL JUNE 30 (62 - 90)</b>	91	12,838,581	15,246,783	XXXXXXXX
<b>TAX COMPUTATION</b>				
Unencumbered Cash Balance (3)	94			15,246,783
Tax in Process (30)	95			1,798
Total Resources less tax-in-process (60 - 30)	96			36,732,193
6 Month Resources (50% of 96)*	97			18,366,097
<b>TOTAL RESOURCES (94 thru 97)</b>	98			70,346,870
<b>Total Expenditures &amp; Transfers (90)</b>	99			52,000,000
6 Month Expenditures (50% of 99)*	100			26,000,000
Total 18 Month Expenditures (99 + 100)	101			78,000,000
Tax Required Prior to Operating Grant (101 - 98)	102			7,653,130
Operating Grant Tax Relief Portion (Form 108, line 2)	103			0
Tax Required (102 - 103)	104			7,653,130
Delinquent Tax Estimate	105	5.0%		402,796
Taxes Levied (104 + 105)	106			8,055,926

\* 50% is the recommended amount for the 6 month allocation on lines 97 and 100. The actual amount or percentage used is discretionary for each community college.



CURRENT FUNDS UNRESTRICTED POSTSECONDARY TECHNICAL EDUCATION	Line	2014-2015 Audited Actual	2015-2016 Unaudited Actual	2016-2017 Proposed Budget
UNENCUMBERED CASH BALANCE JULY 1 (Note 1)	1	50,000	50,000	50,000
Transfer to General Fund (Note 2)	2	XXXXXXXXXX	XXXXXXXXXX	
ADJUSTED UNENCUMBERED CASH BALANCE, JULY 1	3	50,000	50,000	50,000
<b>REVENUES</b>				
Student Sources:				
Tuition	4			
Fees	5			
<b>Total Student Income</b>	9	0	0	0
Federal Sources:				
Federal Grants	10	100,616	88,355	300,000
Other Federal Income	11			
<b>Total Federal Income</b>	19	100,616	88,355	300,000
State Sources:				
State Operating Grant portion for operations (Form 108)	20	3,449,411	3,519,807	3,379,015
LAVTR	21			0
State Grants and Contracts	22			
State Retirement Contributions**	23			
Other State Income	24			
<b>Total State Income</b>	29	3,449,411	3,519,807	3,379,015
Local Sources:				
Prior Year Ad Valorem Property Tax	30			0
Current Year Ad Valorem Property Tax	31		0	XXXXXXXXXX
Motor Vehicle Tax	32			0
Recreational Vehicle Tax	33			0
Delinquent Tax	34			0
In Lieu of Tax -IRB	35			0
Other Local Income	36			
<b>Total Local Income</b>	39	0	0	0
Other Sources:				
Gifts	40			
Interest	41			
All Other Income	42	2,834	15,298	920,985
Cancellation of Prior Yr Encumbrances	43			XXXXXXXXXX
Transfer from General Fund	44	7,531,627	7,739,590	23,850,000
<b>Total Other Income</b>	49	7,534,461	7,754,888	24,770,985
<b>TOTAL REVENUES</b> (9 + 19 + 29 + 39 + 49)	60	11,084,488	11,363,050	28,450,000
<b>TOTAL RESOURCES AVAILABLE (3 + 60)</b>	62	11,134,488	11,413,050	28,500,000

\*\*Optional – if revenue is shown, expenditures must be included.

Adopted Budget

CURRENT FUNDS UNRESTRICTED POSTSECONDARY TECHNICAL EDUCATION	Line	2014-2015 Audited Actual	2015-2016 Unaudited Actual	2016-2017 Proposed Budget
<b>TOTAL RESOURCES AVAILABLE</b>	62	11,134,488	11,413,050	28,500,000
<b>EXPENDITURES</b>				
Education and General:				
Instruction	63	4,903,326	4,656,238	16,574,000
Research	64			
Public Service	65			
Academic Support	66	1,052,406	1,048,822	631,000
Student Services	67			30,000
Institutional Support	68	5,128,756	5,657,990	11,030,000
Operation and Maintenance	69			235,000
Scholarships	70			
<b>TOTAL EXPENDITURES</b>	79	11,084,488	11,363,050	28,500,000
<b>TRANSFERS</b>				
Non-mandatory Transfers	82			
Mandatory Transfers	83			
<b>TOTAL TRANSFERS</b>	89	0	0	0
<b>TOTAL EXPENDITURES &amp; TRANSFERS (79 + 89)</b>	90	11,084,488	11,363,050	28,500,000
<b>UNENCUMBERED CASH BAL JUNE 30 (62 - 90)</b>	93	50,000	50,000	xxxxxxx

## Adopted Budget

CURRENT FUNDS UNRESTRICTED <b>ADULT EDUCATION</b>	Line	2014-2015 Audited Actual	2015-2016 Unaudited Actual	2016-2017 Proposed Budget
UNENCUMBERED CASH BALANCE JULY 1	3	10,000	10,000	10,000
<b>REVENUES</b>				
Student Sources:				
Tuition	4			
Fees	5			
<b>Total Student Income</b>	9	0	0	0
Federal Sources:				
Federal Grants	10	83,073	82,652	100,667
Other Federal Income	11			
<b>Total Federal Income</b>	19	83,073	82,652	100,667
State Sources:				
LAVTR	21			0
State Grants and Contracts	22			
State Retirement Contributions**	23			
Other State Income	24	68,288	57,416	50,333
<b>Total State Income</b>	29	68,288	57,416	50,333
Local Sources:				
Prior Year Ad Valorem Property Tax	30			0
Current Year Ad Valorem Property Tax	31		0	XXXXXXXXXX
Motor Vehicle Tax	32			0
Recreational Vehicle Tax	33			0
Delinquent Tax	34			0
In Lieu of Tax -IRB	35			0
Other Local Income	36			
<b>Total Local Income</b>	39	0	0	0
Other Sources:				
Gifts	40			
Interest	41			
All Other Income	42	70,000	70,000	389,000
Cancellation of Prior Yr Encumbrances	43			XXXXXXXXXX
<b>Total Other Income</b>	49	70,000	70,000	389,000
<b>TOTAL REVENUES</b> (9 + 19 + 29 + 39 + 49)	60	221,361	210,068	540,000
<b>TOTAL RESOURCES AVAILABLE (3 + 60)</b>	62	231,361	220,068	550,000

\*\*Optional – if revenue is shown, expenditures must be included.

## Adopted Budget

CURRENT FUNDS UNRESTRICTED ADULT EDUCATION	Line	2014-2015 Audited Actual	2015-2016 Unaudited Actual	2016-2017 Proposed Budget
<b>TOTAL RESOURCES AVAILABLE</b>	62	231,361	220,068	550,000
<b>EXPENDITURES</b>				
Education and General:				
Instruction	63	153,541	168,167	423,000
Research	64			
Public Service	65			
Academic Support	66			
Student Services	67			35,000
Institutional Support	68	67,820	41,901	15,000
Operation and Maintenance	69			77,000
Scholarships	70			
<b>TOTAL EXPENDITURES</b>	79	221,361	210,068	550,000
<b>TRANSFERS</b>				
Non-mandatory Transfers	82			
Mandatory Transfers	83			
<b>TOTAL TRANSFERS</b>	89	0	0	0
<b>TOTAL EXPENDITURES &amp; TRANSFERS (79 + 89)</b>	90	221,361	210,068	550,000
<b>UNENCUMBERED CASH BAL JUNE 30 (62 - 90)</b>	93	10,000	10,000	XXXXXXXXXX
<b>Tax Computation</b>				
Unencumbered Cash Balance (3)	94			10,000
Tax in Process (30)	95			0
Total Resources (60 - 30)	96			540,000
6 Month Resources (50% of 96)	97			275,000
<b>TOTAL RESOURCES (94 thru 97)</b>	98			825,000
<b>Total Expenditures &amp; Transfers (90)</b>	99			550,000
6 Month Expenditures (50% of 99)*	100			275,000
Total 18 Month Expenditures (99 + 100)	101			825,000
Tax Required (101 - 98)	102			0
Delinquent Tax Percent	103	5.0000%		0
Taxes Levied (102 + 103)	104			0

\*Recommended

## Adopted Budget

CURRENT FUNDS UNRESTRICTED ADULT SUPPLEMENTARY EDUCATION FUND	Line	2014-2015 Audited Actual	2015-2016 Unaudited Actual	2016-2017 Proposed Budget
UNENCUMBERED CASH BALANCE JULY 1	3		0	0
<b>REVENUES</b>				
Student Sources:				
Tuition	4			
Fees	5			40,000
<b>Total Student Income</b>	9	0	0	40,000
Federal Sources:				
Federal Grants	10			
Other Federal Income	11			
<b>Total Federal Income</b>	19	0	0	0
State Sources:				
State Grants and Contracts	22			
Other State Income	24			
<b>Total State Income</b>	29	0	0	0
Local Sources:				
Other Local Income	36			
<b>Total Local Income</b>	39	0	0	0
Other Sources:				
Gifts	40			
Interest	41			
All Other Income	42			10,000
Cancellation of Prior Yr Encumbrances	43			XXXXXXXXXX
<b>Total Other Income</b>	49	0	0	10,000
<b>TOTAL REVENUES</b> (9 + 19 + 29 + 39 + 49)	60	0	0	50,000
<b>TOTAL RESOURCES AVAILABLE (3 + 60)</b>	62	0	0	50,000

Adopted Budget

CURRENT FUNDS UNRESTRICTED ADULT SUPPLEMENTARY EDUCATION FUND	Line	2014-2015 Audited Actual	2015-2016 Unaudited Actual	2016-2017 Proposed Budget
<b>TOTAL RESOURCES AVAILABLE</b>	62	0	0	50,000
<b>EXPENDITURES</b>				
Education and General:				
Instruction	63			41,000
Research	64			
Public Service	65			1,000
Academic Support	66			2,000
Student Services	67			1,000
Institutional Support	68			
Operation and Maintenance	69			5,000
Scholarships	70			
<b>TOTAL EXPENDITURES</b>	79	0	0	50,000
<b>TRANSFERS</b>				
Non-mandatory Transfers	81			
<b>TOTAL TRANSFERS</b>	89	0	0	0
<b>TOTAL EXPENDITURES &amp; TRANSFERS (79 + 89)</b>	90	0	0	50,000
UNENCUMBERED CASH BAL JUNE 30 (62 - 90)	93	0	0	XXXXXXXXXX

Line	2014-2015 Audited Actual	2015-2016 Unaudited Actual	2016-2017 Proposed Budget					2016-2017 Proposed Budget
			Dorm Fund	Union Fund	Athletic Fund	Cosmetology Fund	Misc Fund	
<b>CURRENT FUNDS UNRESTRICTED</b>								
<b>AUXILIARY ENTERPRISE FUNDS</b>								
UNENCUMBERED CASH								
3	3,247,526	3,804,269	2,589,281	957,168	159,186	0	38,468	3,744,103
BALANCE JULY 1								
<b>REVENUES</b>								
9	1,940,115	2,191,959	6,480,000	800,000		10,000		7,290,000
15								0
50								0
53	1,497,674	1,481,270		6,650,000		500,000	40,000	7,190,000
52	1,592,919	1,141,483	20,000	50,000	170,000		4,210,000	4,450,000
51			XXXXXXXXXX	XXXXXXXXXX	XXXXXXXXXX	XXXXXXXXXX	XXXXXXXXXX	XXXXXXXXXX
54	5,030,708	4,814,712	6,500,000	7,500,000	170,000	510,000	4,250,000	18,930,000
<b>EXPENDITURES</b>								
69	388,802	392,279	40,050	346,000			25,000	411,050
70	285,313	295,723	505,000	180,000	170,000	500,000	155,000	1,510,000
71	5,844	722	22,000	30,000		10,000	25,000	87,000
72	809,274	656,265	0	6,114,000				6,114,000
73	1,259,123	1,736,428	78,282	65,000			20,000	163,282
74	192,997	156,527	185,000	375,000			25,000	585,000
75	1,134,033	1,242,298	5,275,955	390,000				5,665,955
76							4,000,000	4,000,000
77	398,579	394,636	393,713					393,713
78	4,473,965	4,874,878	6,500,000	7,500,000	170,000	510,000	4,250,000	18,930,000
<b>TRANSFERS</b>								
80								0
81								0
89	0	0	0	0	0	0	0	0
<b>TOTAL EXPENDITURES &amp; TRANSFERS (78 + 89)</b>								
90	4,473,965	4,874,878	6,500,000	7,500,000	170,000	510,000	4,250,000	18,930,000
UNENCUMBERED CASH BALANCE								
92	3,804,269	3,744,103	2,589,281	957,168	159,186	0	38,468	3,744,103
JUNE 30 (3 + 54 - 90)								

Adopted Budget

PLANT FUNDS CAPITAL OUTLAY	Line	2014-2015 Audited Actual	2015-2016 Unaudited Actual	2016-2017 Proposed Budget
<b>UNENCUMBERED CASH BALANCE JULY 1</b>	3	304,892	382,846	461,506
<b>REVENUES</b>				
Federal Sources:				
Federal Grants	10			
Other Federal Income	11			
<b>Total Federal Income</b>	19	0	0	0
State Sources:				
LAVTR	21			0
Other State Income	24			
PEI Loan Program Income	25			
<b>Total State Income</b>	29	0	0	0
Local Sources:				
Prior Year Ad Valorem Property Tax	30			0
Current Year Ad Valorem Property Tax	31		0	XXXXXXXXXX
Motor Vehicle Tax	32			0
Recreational Vehicle Tax	33			0
Delinquent Tax	34			0
In Lieu of Tax -IRB	35			0
Other Local Income	36			
<b>Total Local Income</b>	39	0	0	0
Other Sources:				
Gifts	40			
Interest	41		0	
All Other Income	42	241,267	241,566	765,175
Cancellation of Prior Yr Encumbrances	43			XXXXXXXXXX
Tax Credit Donations Income	44			
<b>Total Other Income</b>	49	241,267	241,566	765,175
<b>TOTAL REVENUES</b> (19 + 29 + 39 + 49)	60	241,267	241,566	765,175
<b>TOTAL RESOURCES AVAILABLE (3 + 60)</b>	62	546,159	624,412	1,226,681



Adopted Budget

PLANT FUNDS CAPITAL OUTLAY	Line	2014-2015 Audited Actual	2015-2016 Unaudited Actual	2016-2017 Proposed Budget
<b>TOTAL RESOURCES AVAILABLE</b>	62	546,159	624,412	1,226,681
<b>EXPENDITURES</b>				
Plant Equipment and Facility	71	163,313	162,906	1,300,000
Principal on Bonds	72			
Interest and Fees	73			
Payments to Reserves	74			
Cash-Basis Reserve	75			
<b>TOTAL EXPENDITURES</b>	79	163,313	162,906	1,300,000
<b>TOTAL TRANSFERS</b>	89			
<b>TOTAL EXPENDITURES &amp; TRANSFERS (79+89)</b>	90	163,313	162,906	1,300,000
<b>UNENCUMBERED CASH BAL JUNE 30 (62 - 90)</b>	93	382,846	461,506	xxxxxxxx
Tax Computation				
Unencumbered Cash Balance (3)	94			461,506
Tax in Process (40)	95			0
Total Resources (60 - 40)	96			765,175
6 month Resources (50% of 96)	97			382,588
<b>Total Resources (94 thru 97)</b>	98			1,609,269
<b>Total Expenditures &amp; Transfers (90)</b>	99			1,300,000
6 Month Expenditures (50% of 99)*	100			309,269
Total 18 Month Expenditures (99 + 100)	101			1,609,269
Tax Required (101 - 98)	102			0
Delinquent Tax Percent	103	5.0%		0
Taxes Levied (102 + 103)	104			0

\*Recommended

**FORM 263**

Proration of Estimated Motor Vehicle Property Tax, Recreational Vehicle Property Tax,  
and In Lieu of Taxes on Industrial Revenue Bonds, and Local Ad Valorem Tax Reduction

2016 - 2017

Do Not Anticipate Revenues from Motor Vehicle Property Tax, Recreational Vehicle Property Tax and In Lieu of Taxes on Ind. Rev. Bonds For New Levies Made in  
2015-2016 School Year Until March 2017. For new levies made in 2016-2017 revenues will not be received until March 2018.

	(1) 2015 Taxes Levied (Dollars)(a)	(2) Percent of Total Taxes Levied (b)	(3) Motor Vehicle Property Tax (d)	(4) Recreational Vehicle Property Tax (d)	(5) In Lieu of Taxes in Ind. Rev. Bonds (d)	(6) Local Ad Valorem Tax Reduction Fund
1. General	\$8,075,574	100.00%	\$1,032,768	\$15,291	\$0	\$0
2. Postsecondary Tech Ed	\$0	0.00%	\$0	\$0	\$0	\$0
3. Adult Education	\$0	0.00%	\$0	\$0	\$0	\$0
4. Employee Benefit	\$0	0.00%	\$0	\$0	\$0	\$0
5. Capital Outlay	\$0	0.00%	\$0	\$0	\$0	\$0
6. Bond and Interest	\$0	0.00%	\$0	\$0	\$0	\$0
7. Special Assessment	\$0	0.00%	\$0	\$0	\$0	\$0
8. No Fund Warrants	\$0	0.00%	\$0	\$0	\$0	\$0
9.		0.00%	\$0	\$0	\$0	\$0
10.		0.00%	\$0	\$0	\$0	\$0
11. TOTAL	\$8,075,574	100.00%	\$1,032,768	\$15,291	\$0	\$0

- (a) Do not include taxes levied for any funds in which a budget will not be made in 2016-2017.
- (b) Divide each fund's tax levy by total tax dollars levied.
- (c) Should equal 100 percent.
- (d) Take the amount on line 11 times the calculated percentage for each fund from Column 2.
- (e) These figures will come from Form 112 for the period 7/1/16 - 6/30/17.
- (f) The college may place this amount in any or all levy funds.

Community College Barton Community College  
County Barton County

**FORM 112**

**TAX IN PROCESS OF COLLECTION AND INFORMATION NEEDED  
FROM THE COUNTY TREASURER TO PREPARE COMMUNITY COLLEGE BUDGET FORMS  
2016-2017**

	General Fund	Postsecondary Technical Education Fund	Adult Basic Education Fund
1. County Treasurer Balance 6/30/16*			
2. 2015 Actual Taxes Levied*	\$8,075,574		
3. Less: delinquent taxes	5.0% \$403,779	\$0	\$0
4. Less: 2015 Taxes Received*	\$7,669,998		
5. Total Deductions (add Lines 3 + 4)	\$8,073,776	\$0	\$0
6. 2015 taxes receivable (taxes in process of collection 6/30/16) (Line 2 less Line 5)	\$1,798	\$0	\$0
7. Estimated Revenue from Delinquent Taxes during the next 18 months (7-1-16 to 12-31-17) (Line 3 x 75%)	\$302,834	\$0	\$0
8. Estimated Delinquent Tax (12 months) (Line 7 x .6666)	\$201,869	\$0	\$0

\*These amounts are available from the County Treasurer.

For more information, see K.S.A. 79-5111, K.S.A. 79-5a27, and K.S.A. 79-5a28

Community College Barton Community College  
County Barton County

**FORM 112**  
TAX IN PROCESS OF COLLECTION AND INFORMATION NEEDED  
FROM THE COUNTY TREASURER TO PREPARE COMMUNITY COLLEGE BUDGET FORMS  
2016-2017

	Capital Outlay Fund	Bond and Interest Fund	Special Assessment	No Fund Warrants
1. County Treasurer Balance 6/30/16*				
2. 2015 Actual Taxes Levied*				
3. Less: delinquent taxes	5.0%	\$0	\$0	\$0
4. Less: 2015 Taxes Received*				
5. Total Deductions (add Lines 3 + 4)	\$0	\$0	\$0	\$0
6. 2015 taxes receivable (taxes in process of collection 6/30/16) (Line 2 less Line 5)	\$0	\$0	\$0	\$0
7. Estimated Revenue from Delinquent Taxes during the next 18 months (7-1-16 to 12-31-17) (Line 3 x 75%)	\$0	\$0	\$0	\$0
8. Estimated Delinquent Tax (12 months) (Line 7 x .6666)	\$0	\$0	\$0	\$0
* (9) Estimated Motor Vehicle Property Tax (Include 16/20 M Truck Tax) 7/1/16 to 6/30/17	\$1,032,768		*(11) Estimated In Lieu of Taxes on Industrial Revenue Bonds 7/1/16 to 6/30/17	
Actual Delinquency for 2014 Taxes *	1.4%		*(12) Estimated Local Ad Valorem Tax Reduction Fund 7/1/16 to 6/30/17	
Estimated Delinquency Rate used in this budget	5.0%			

\* These amounts are available from the County Treasurer

Community College Name: Barton Community College

County: Barton County

FORM 108

PAGE 1

**STATE FUNDING**

1. Total FY 2017 Estimated State Funding (Tiered/Non-Tiered) calculated by the Kansas Board of Regents,  
per K.S.A. 71-614.

2. Portion of FY 2017 State Funding for tax relief

3. Portion of FY 2017 State Funding for college operations

General Fund	Tiered Ed Fund	Postsec Tiered Ed Fund
--------------	----------------	------------------------

\$4,219,418		\$3,379,015
-------------	--	-------------