




This map provides a guide to completing a certificate program or an associate degree. Completion is subject to pre-requisite requirements and availability of the program/courses by location.

TERM 1		CREDITS	MILESTONE	SGE	COMPLETED
DIET 1632	Human Resource Management	3			<input type="checkbox"/>
DIET 1635	Field Experience in Human Resource Management	2			<input type="checkbox"/>
					<input type="checkbox"/>
					<input type="checkbox"/>
					<input type="checkbox"/>
					<input type="checkbox"/>
					<input type="checkbox"/>
					<input type="checkbox"/>
TOTAL CREDITS		5			

TERM 2		CREDITS	MILESTONE	SGE	COMPLETED
DIET 1631	Nutrition Therapy	2			<input type="checkbox"/>
DIET 1634	Field Experience in Nutrition	3			<input type="checkbox"/>
					<input type="checkbox"/>
					<input type="checkbox"/>
					<input type="checkbox"/>
					<input type="checkbox"/>
					<input type="checkbox"/>
					<input type="checkbox"/>
TOTAL CREDITS		5			

 **Milestone Courses** should be taken in the term shown. This will help you stay on track and graduate on time.

 **Make your summer matter.** Summer is a great time to take some courses and get ahead or stay on track.

 After successful completion of this certificate students will be able to sit for the National Credentialing Exam CDM, CFPP through Certifying Board of Dietary Managers.

Systemwide General Education (SGE) Key

- 010 English

- 020 Communications

- 030 Math & Statistics

- 040 Natural & Physical Science

- 050 Social & Behavioral Sciences

- 060 Arts & Humanities

- 070 Barton Designated

sge.bartonccc.edu

General Advising Notes

- * Subject to placement or pre-requisite requirements.
- This curriculum plan is assuming a Fall start date in August. If starting at another time a different plan may make more sense so please contact your advisor.
- This curriculum plan can also be adjusted for a quicker or slower completion. Be sure to communicate your individual circumstances to your advisor.
- Field Experience classes require a sponsoring healthcare facility and preceptor.

Student Name _____ ID# _____

This map provides a guide to completing a certificate program or an associate degree. Completion is subject to pre-requisite requirements and availability of the program/courses by location.

TERM 3		CREDITS	MILESTONE	SGE	COMPLETED
DIET 1630	Sanitation & Management of Food Systems	3			<input type="checkbox"/>
DIET 1633	Field Experience in Sanitation & Management of Food Systems	3			<input type="checkbox"/>
					<input type="checkbox"/>
					<input type="checkbox"/>
					<input type="checkbox"/>
					<input type="checkbox"/>
					<input type="checkbox"/>
					<input type="checkbox"/>
TOTAL CREDITS		6			

TERM 4		CREDITS	MILESTONE	SGE	COMPLETED
					<input type="checkbox"/>
					<input type="checkbox"/>
					<input type="checkbox"/>
					<input type="checkbox"/>
					<input type="checkbox"/>
					<input type="checkbox"/>
					<input type="checkbox"/>
TOTAL CREDITS					

Suggested Emphasis Electives

See full list of courses in courses.bartonccc.edu

Advising Notes

* Subject to pre-requisite requirements
prereq.bartonccc.edu

Student Name _____ ID# _____