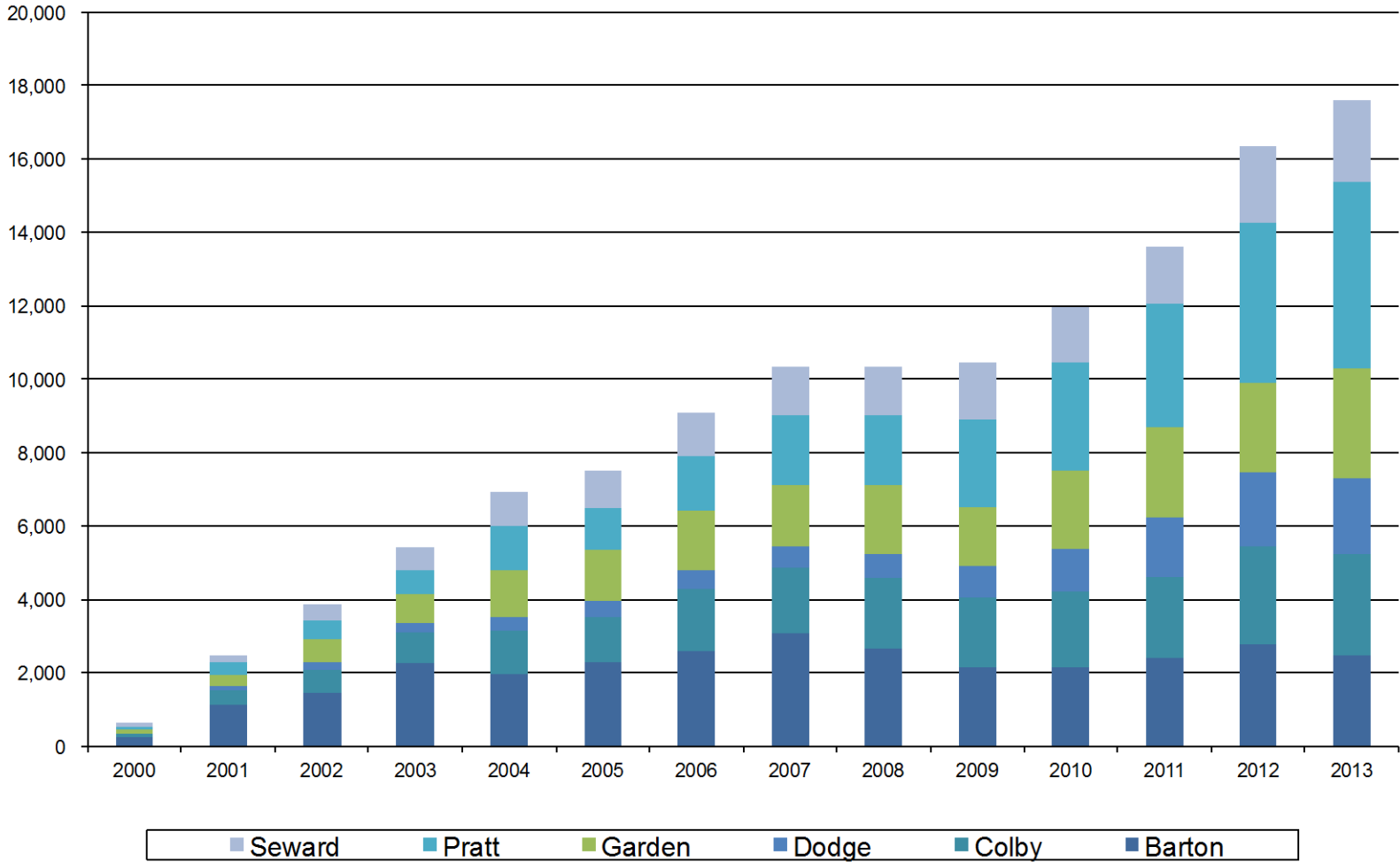
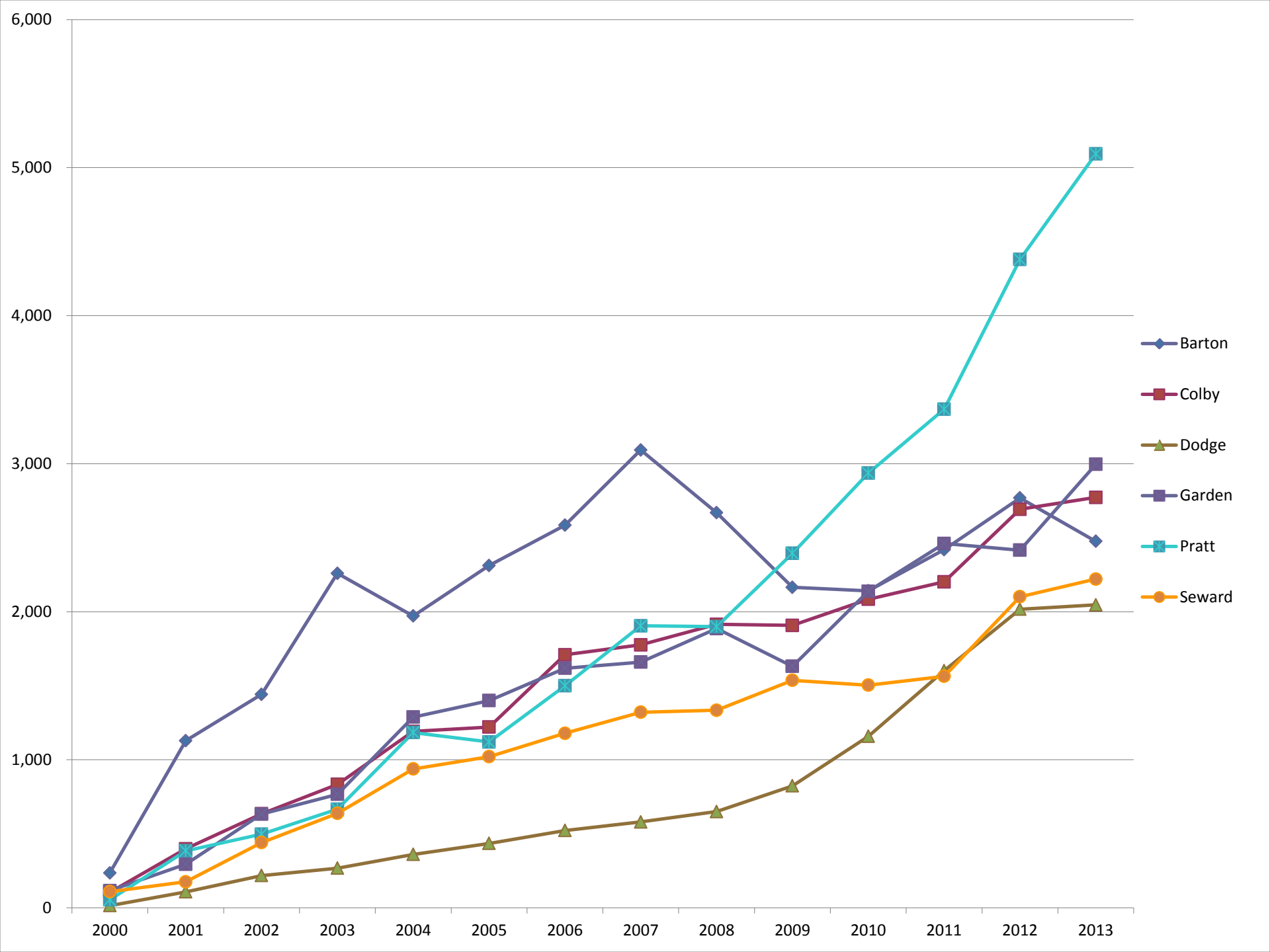


Barton Board Meeting

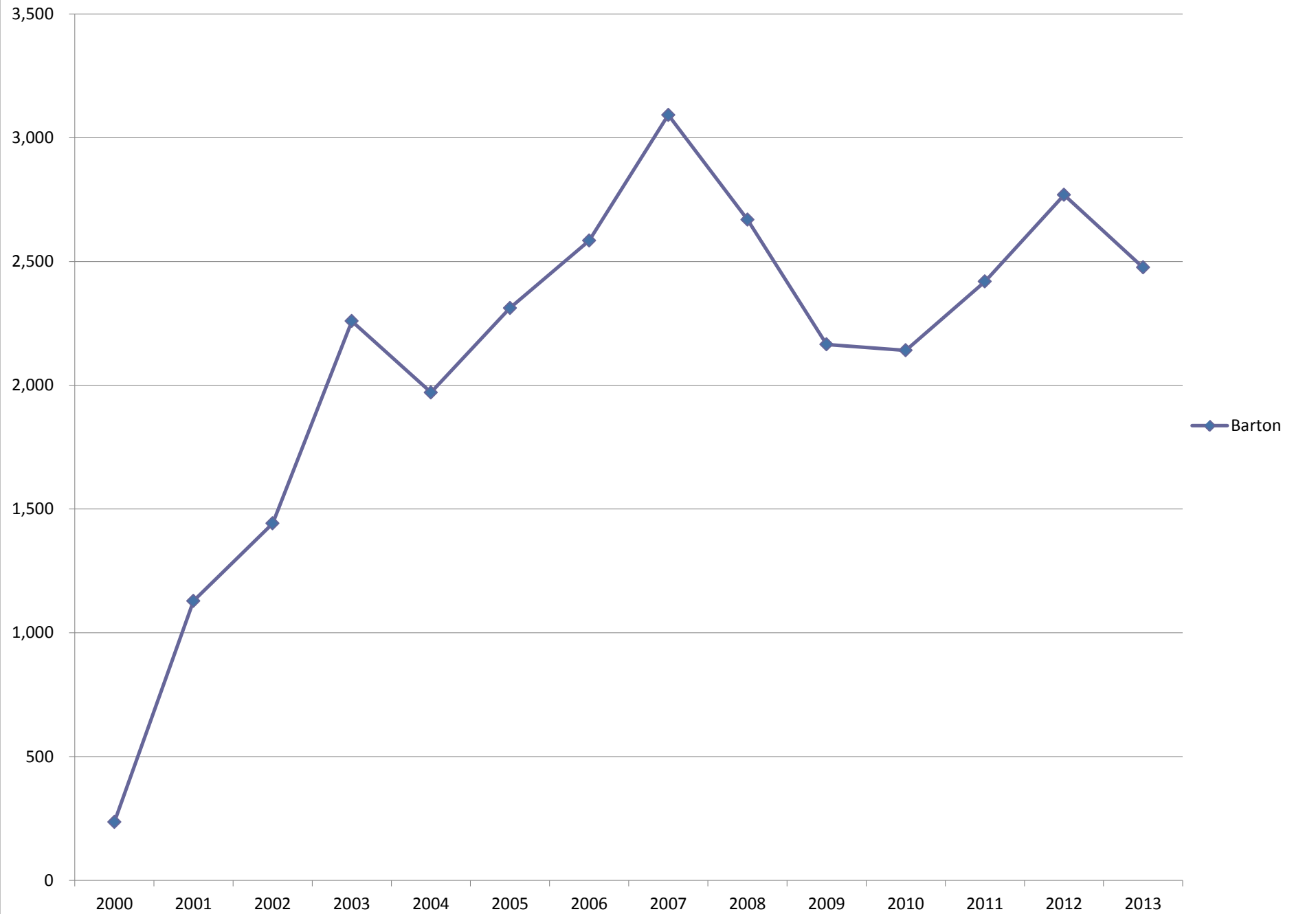
July 26, 2013

Edukan Credit Hour History





Barton



	Credit Hrs	% of enrollments	Equal Dist	Enroll Dist	Total
Barton	2,476	14.07%	\$27,000.00	\$53,168.66	\$80,168.66
Colby	2,772	15.75%	\$27,000.00	\$59,524.85	\$86,524.85
Dodge	2,046	11.62%	\$27,000.00	\$43,935.01	\$70,935.01
Garden	2,996	17.02%	\$27,000.00	\$64,334.94	\$91,334.94
Pratt	5,092	28.93%	\$27,000.00	\$109,343.63	\$136,343.63
Seward	2,221	12.62%	\$27,000.00	\$47,692.89	\$74,692.89
Total	17,603		\$162,000.00	\$378,000.00	\$540,000.00

Barton - \$80,168.66

REVENUES	2009	2010	2011	2012	2013 Est.
Total Tuition	1,303,573.00	1,495,125.00	1,700,250.00	2,079,765.00	2,293,850.00
Tuition-Other	146.00	1,340.52	9,950.00	141,097.00	303,771.05
Rosetta stone					5,750.00
Total Commissions	41,990.94	82,965.54	80,826.29	6,899.09	1,928.48
Total Interest	5,787.13	3,102.71	3,850.08	2,519.51	1,815.65
Total Consulting	535.00	0.00	76,666.38	129,686.00	48,133.37
	-----	-----	-----	-----	-----
Total Revenues	\$1,352,032.07	\$1,582,533.77	\$1,871,542.75	\$2,359,966.60	\$2,655,248.55
	-----	-----	-----	-----	-----
EXPENDITURES					
Total Expenditures	\$1,086,158.07	\$1,247,014.33	\$1,407,590.23	\$1,894,351.31	\$2,161,313.18
	-----	-----	-----	-----	-----
Net Operations	\$265,874.00	\$335,519.44	\$463,952.52	\$465,615.29	\$493,935.37
	=====	=====	=====	=====	=====

Innovation

- Testing biometric system to identify Pell Runners
- Gingkotree project
- Spanish General Education Program
- High School Associates Program
- Training Institute