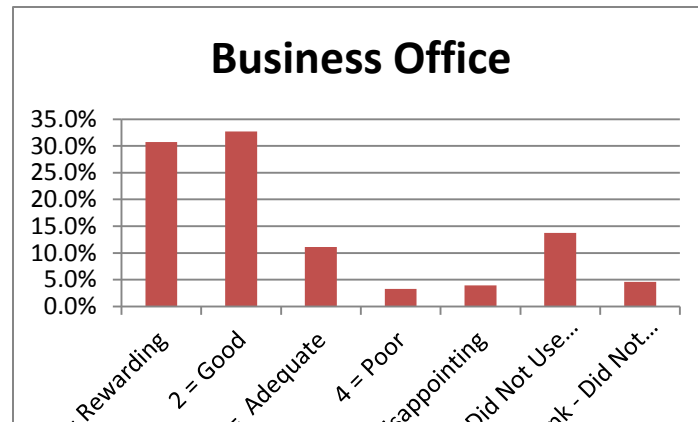
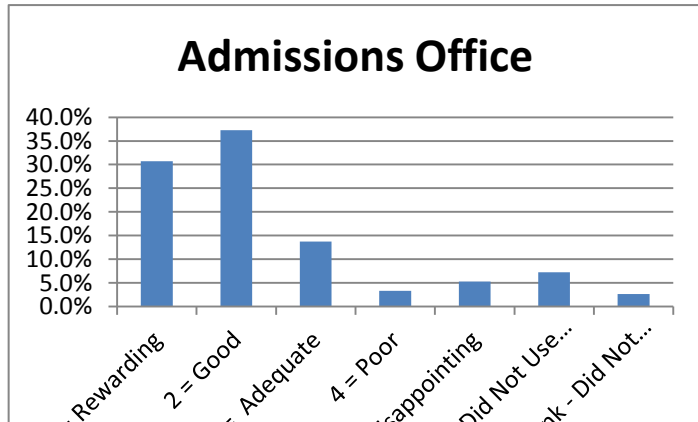


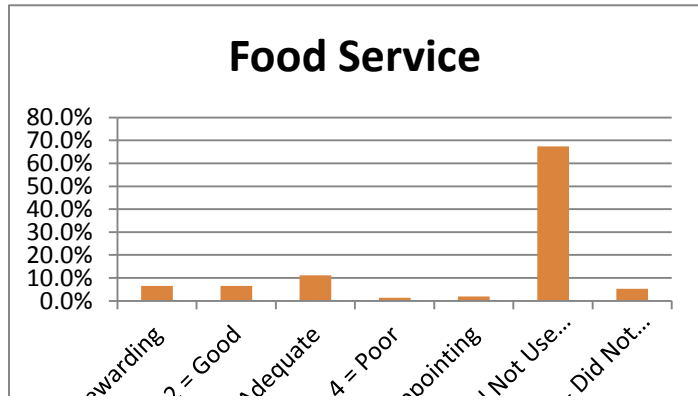
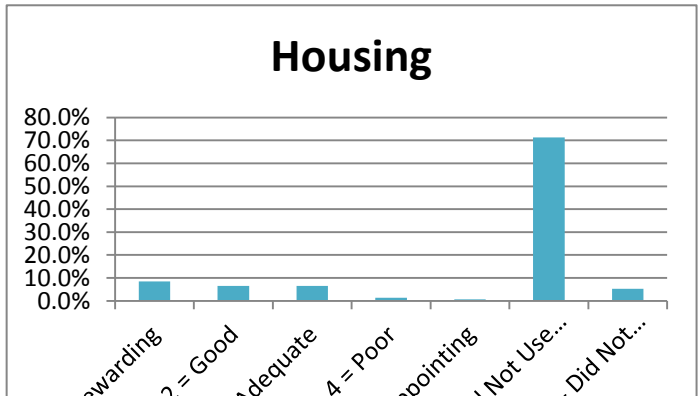
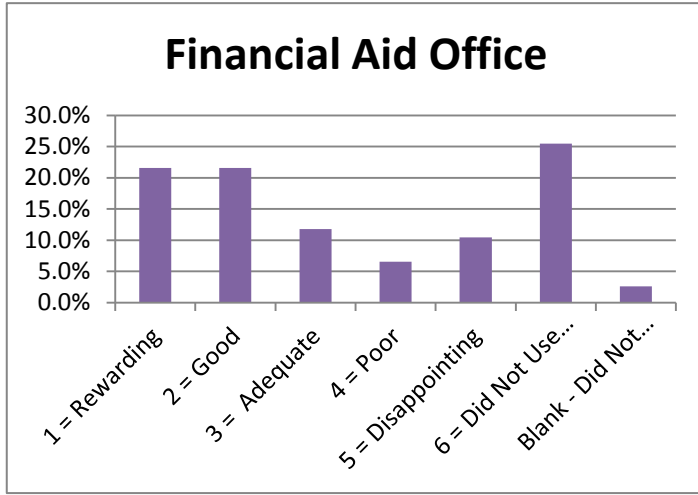
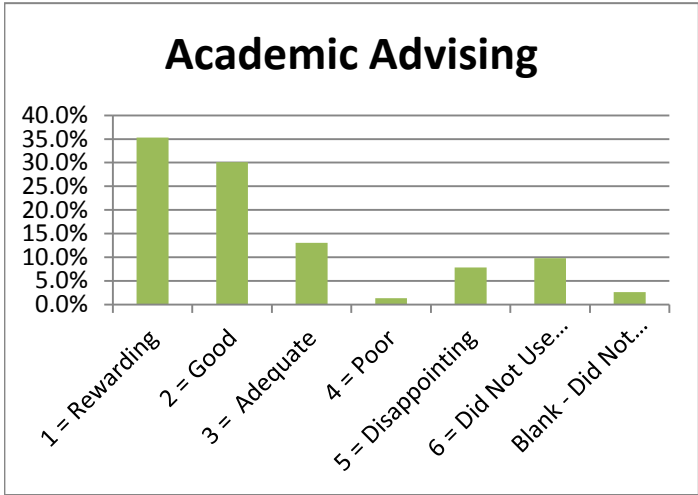
FALL 2011

	153	1 = Reward	2 = Good	3 = Adequate	4 = Poor	5 = Disappointing	6 = Did Not Use Service	Did Not Answer
Admissions Office	47	57	21	5	8	11	4	
Business Office	47	50	17	5	6	21	7	
Academic Advising	54	46	20	2	12	15	4	
Financial Aid Office	33	33	18	10	16	39	4	
Housing	13	10	10	2	1	109	8	
Food Service	10	10	17	2	3	103	8	
Library Services	21	19	9	1	3	91	9	
Bookstore	32	30	19	6	8	53	5	
Tutoring	29	21	7	1	1	85	9	
Grounds/Maintenance	23	27	16	3	2	74	8	
Health Services	11	0	11	0	4	105	22	
Registrar - Enrollment Services	51	48	26	4	8	12	4	
Career Planning & Placement	23	17	11	2	3	90	7	
Computer Lab Services	30	26	13	3	4	68	9	
Testing	34	40	25	0	2	45	7	
Security & Safety	25	39	12	3	1	66	7	
Student Activities	21	21	11	0	4	88	8	



1 = . 3 = 5 = Dis- 6 = L Blank

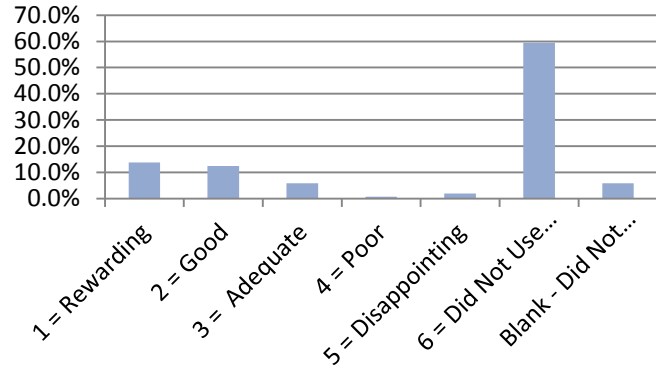
1 = . 3 = 5 = Dis- 6 = L Blank



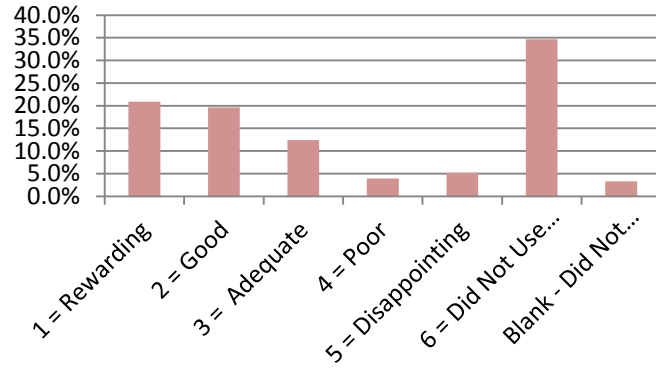
1 = Re-
3 = Ade
5 = Disap
6 = Did
Blank -

1 = Re-
3 = Ade
5 = Disap
6 = Did
Blank -

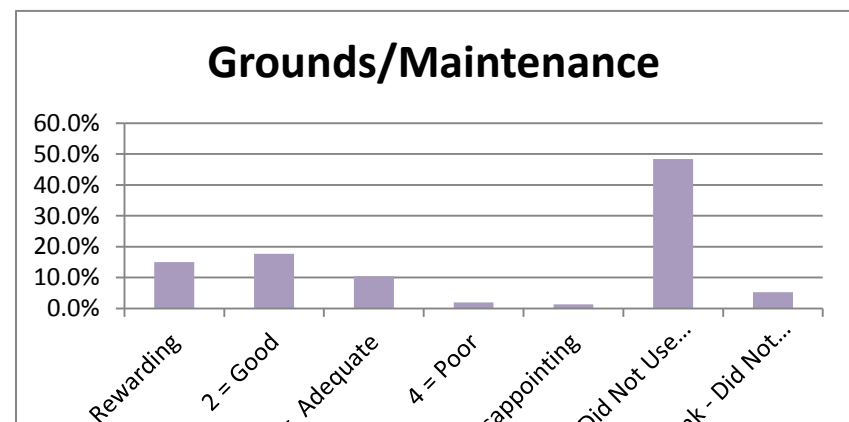
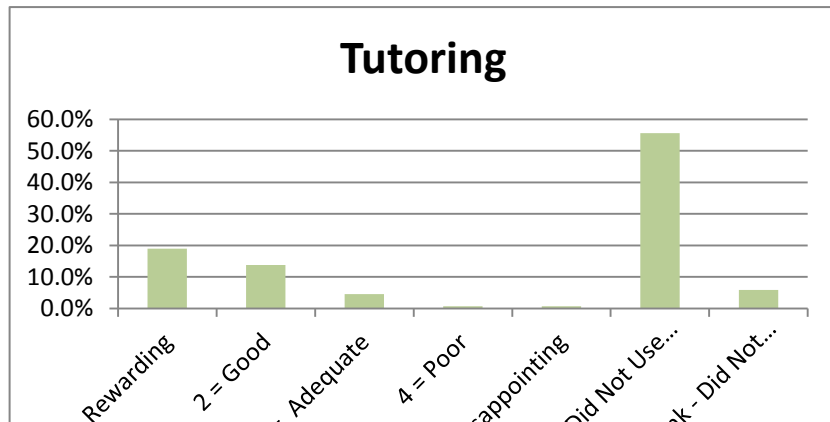
Library Services



Bookstore

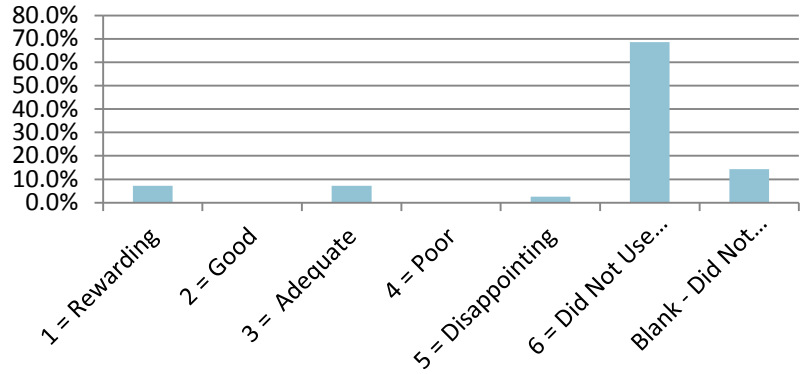


	1 = Reward	2 = Good	3 = Adequ	4 = Poor	5 = Disapp	6 = Did Not Use	Blank - Did Not Answer	Total
Admissions Office	30.7%	37.3%	13.7%	3.3%	5.2%	7.2%	2.6%	100.0%
Business Office	30.7%	32.7%	11.1%	3.3%	3.9%	13.7%	4.6%	100.0%
Academic Advising	35.3%	30.1%	13.1%	1.3%	7.8%	9.8%	2.6%	100.0%
Financial Aid Office	21.6%	21.6%	11.8%	6.5%	10.5%	25.5%	2.6%	100.0%
Housing	8.5%	6.5%	6.5%	1.3%	0.7%	71.2%	5.2%	100.0%
Food Service	6.5%	6.5%	11.1%	1.3%	2.0%	67.3%	5.2%	100.0%
Library Services	13.7%	12.4%	5.9%	0.7%	2.0%	59.5%	5.9%	100.0%
Bookstore	20.9%	19.6%	12.4%	3.9%	5.2%	34.6%	3.3%	100.0%
Tutoring	19.0%	13.7%	4.6%	0.7%	0.7%	55.6%	5.9%	100.0%
Grounds/Maintenance	15.0%	17.6%	10.5%	2.0%	1.3%	48.4%	5.2%	100.0%
Health Services	7.2%	0.0%	7.2%	0.0%	2.6%	68.6%	14.4%	100.0%
Registrar - Enrollment Services	33.3%	31.4%	17.0%	2.6%	5.2%	7.8%	2.6%	100.0%
Career Planning & Placement	15.0%	11.1%	7.2%	1.3%	2.0%	58.8%	4.6%	100.0%
Computer Lab Services	19.6%	17.0%	8.5%	2.0%	2.6%	44.4%	5.9%	100.0%
Testing	22.2%	26.1%	16.3%	0.0%	1.3%	29.4%	4.6%	100.0%
Security & Safety	16.3%	25.5%	7.8%	2.0%	0.7%	43.1%	4.6%	100.0%
Student Activities	13.7%	13.7%	7.2%	0.0%	2.6%	57.5%	5.2%	100.0%



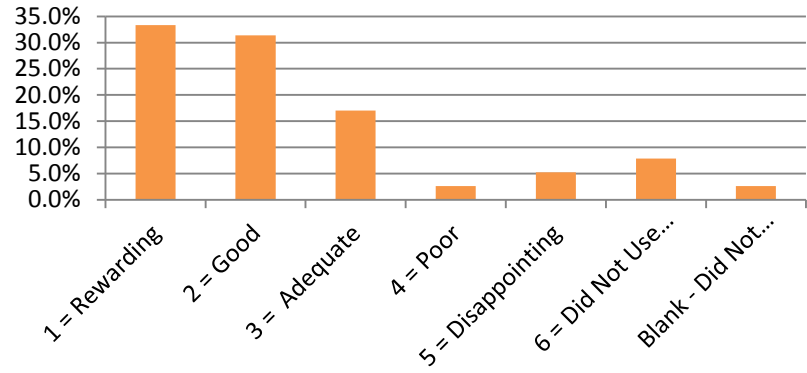
1 = . 3 = 5 = Dis... 6 = L Blan..

Health Services

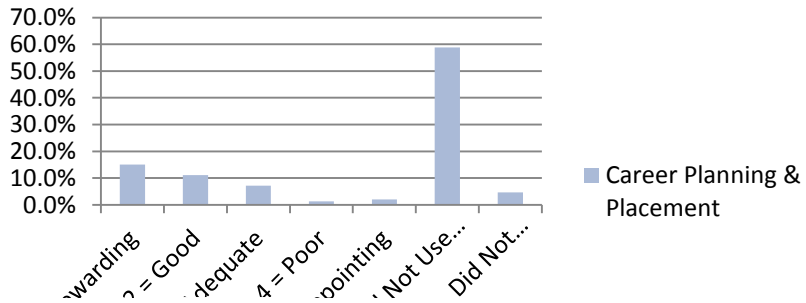


1 = . 3 = 5 = Dis... 6 = L Blan..

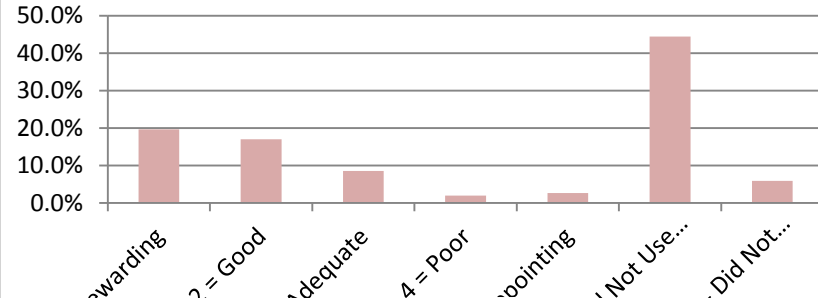
Registrar - Enrollment Services



Career Planning & Placement



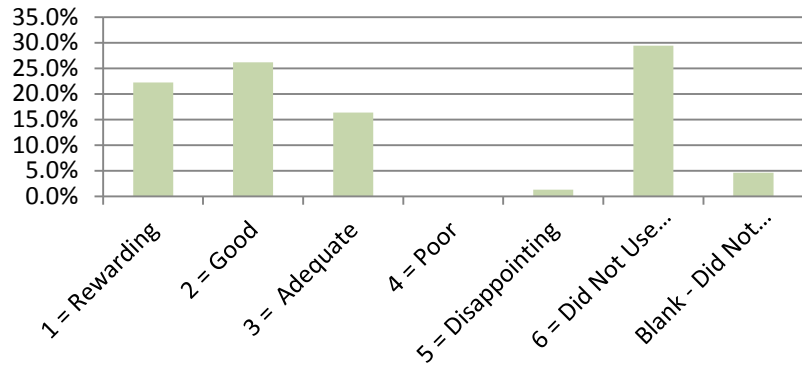
Computer Lab Services



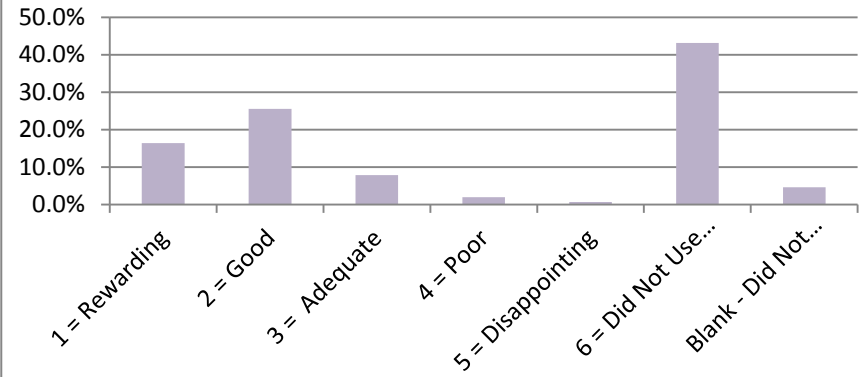
1 = Re...
 2 = ...
 3 = Ade...
 4 = ...
 5 = Disapt...
 6 = Did...
 Blank - .

1 = Re...
 2 = ...
 3 = Ade...
 4 = ...
 5 = Disapt...
 6 = Did...
 Blank - .

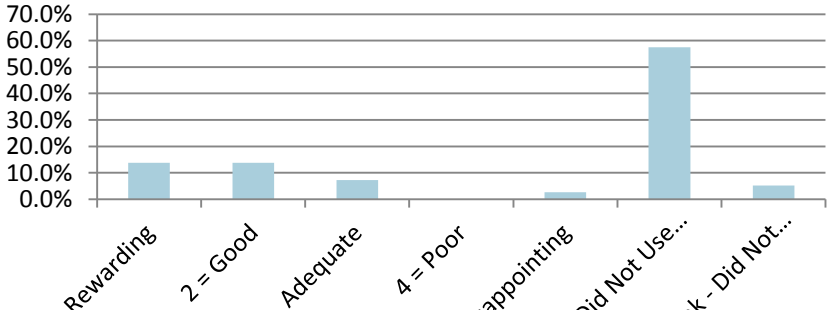
Testing



Security & Safety



Student Activities



1 = 1.

3 = .

5 = Diso.

6 = D.

Blank