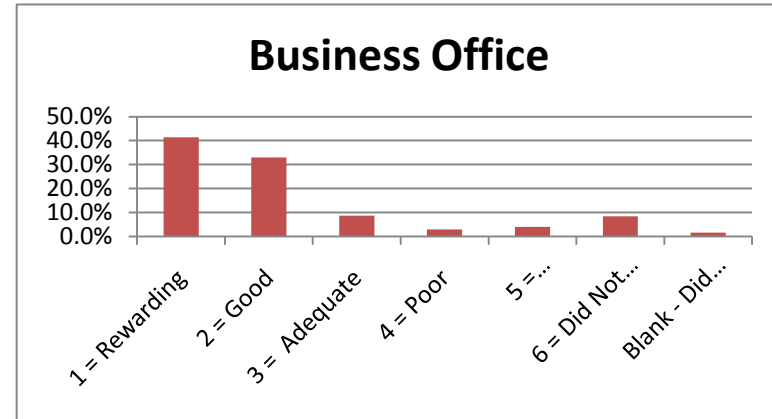
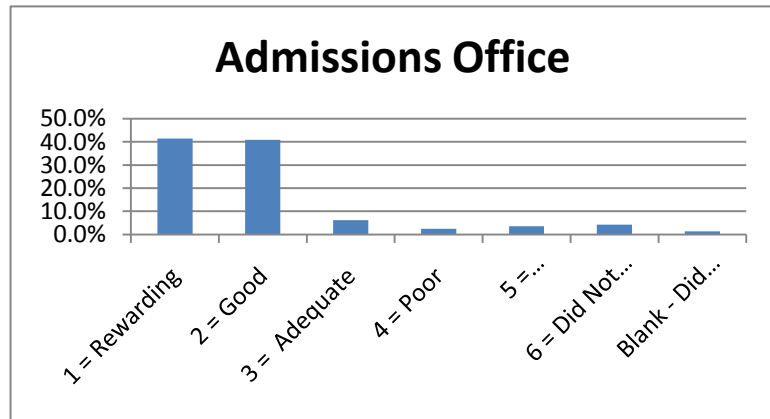
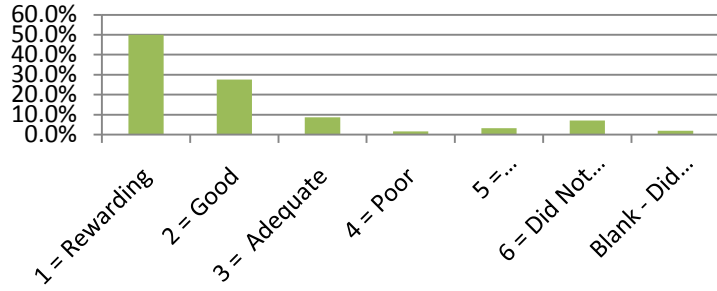


SPRING 2010

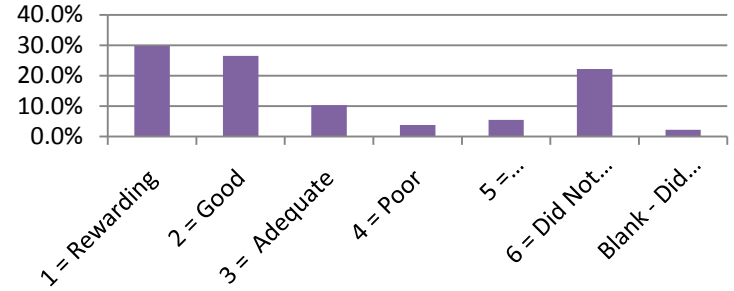
	1 = Rewarding	2 = Good	3 = Adequate	4 = Poor	5 = Disapp Use Service	6 = Did Not Answer	Blank - Did Not Answer	
Admissions Office	41.4%	40.8%	6.2%	2.4%	3.5%	4.3%	1.4%	100.0%
Business Office	41.4%	33.0%	8.6%	3.0%	4.1%	8.4%	1.6%	100.0%
Academic Advising	50.0%	27.6%	8.6%	1.6%	3.2%	7.0%	1.9%	100.0%
Financial Aid Office	29.7%	26.5%	10.3%	3.8%	5.4%	22.2%	2.2%	100.0%
Housing	13.8%	12.2%	5.9%	2.2%	3.8%	59.7%	2.4%	100.0%
Food Service	11.1%	17.6%	11.6%	4.9%	3.0%	50.0%	1.9%	100.0%
Library Services	25.4%	23.2%	5.9%	2.2%	3.0%	38.1%	2.2%	100.0%
Bookstore	33.5%	30.3%	11.1%	2.7%	4.1%	16.5%	1.9%	100.0%
Tutoring	24.3%	13.8%	2.7%	1.1%	2.4%	53.0%	2.7%	100.0%
Grounds/Maintenance	21.6%	26.5%	7.8%	3.5%	3.0%	35.7%	1.9%	100.0%
Health Services	18.1%	0.0%	7.0%	2.2%	2.4%	55.9%	14.3%	100.0%
Registrar - Enrollment Services	40.8%	35.7%	11.1%	2.7%	3.5%	4.1%	2.2%	100.0%
Career Planning & Placement	21.1%	17.8%	5.4%	2.7%	3.2%	47.6%	2.2%	100.0%
Computer Lab Services	27.3%	22.4%	6.5%	2.2%	2.7%	36.2%	2.7%	100.0%
Testing	28.9%	30.3%	10.0%	1.9%	2.4%	24.9%	1.6%	100.0%
Security & Safety	26.2%	27.0%	8.6%	2.4%	3.5%	30.5%	1.6%	100.0%
Student Activities	24.6%	19.2%	5.7%	1.6%	3.0%	44.1%	1.9%	100.0%



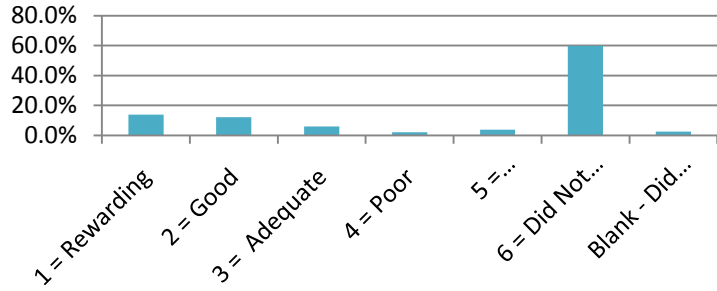
Academic Advising



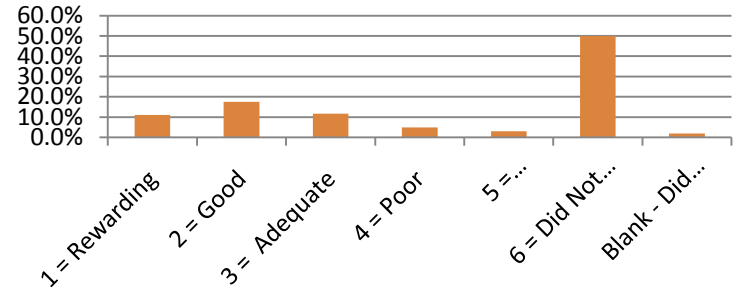
Financial Aid Office



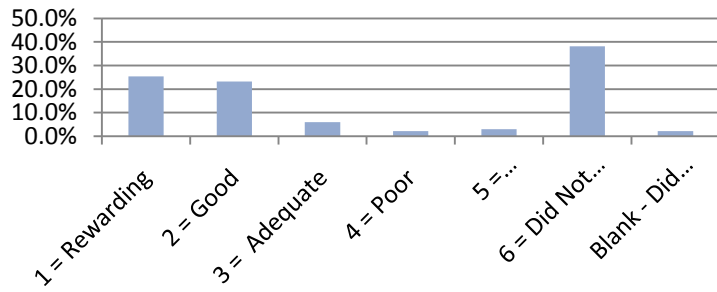
Housing



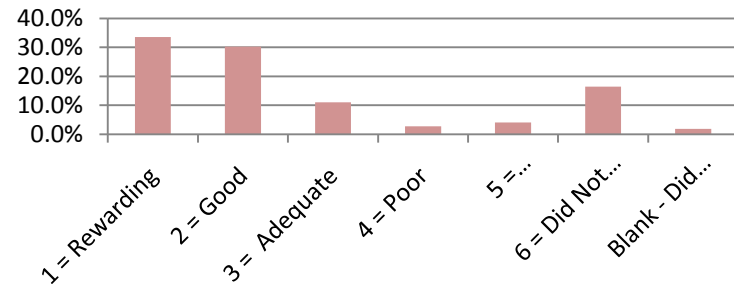
Food Service



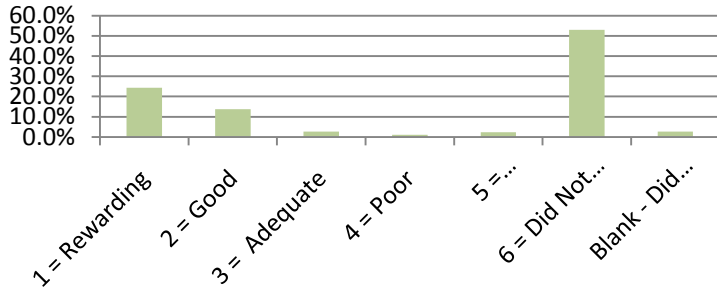
Library Services



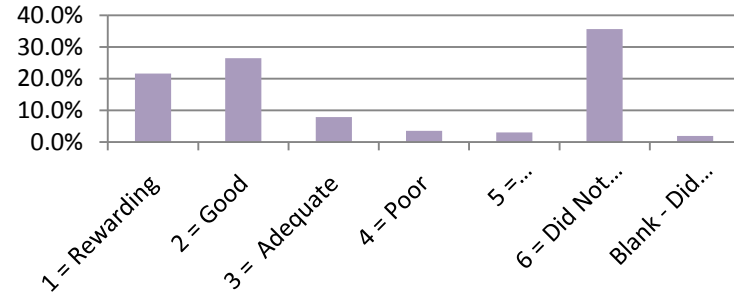
Bookstore



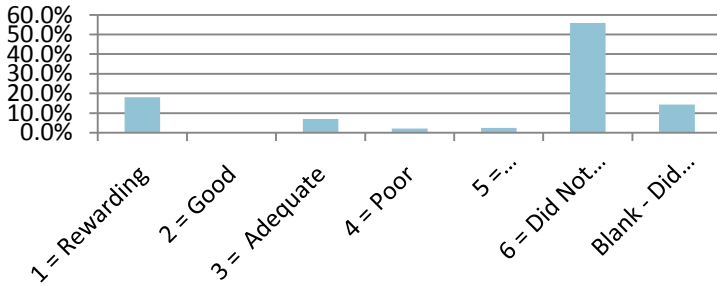
Tutoring



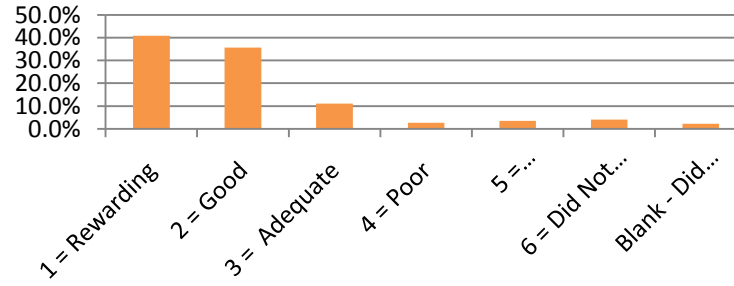
Grounds/Maintenance



Health Services

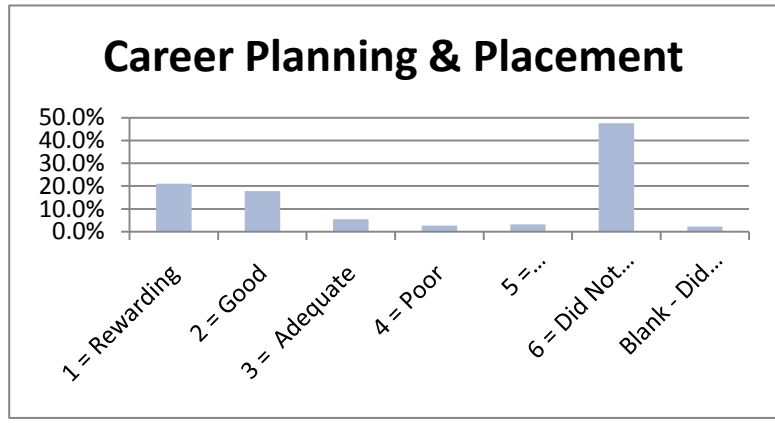


Registrar - Enrollment Services

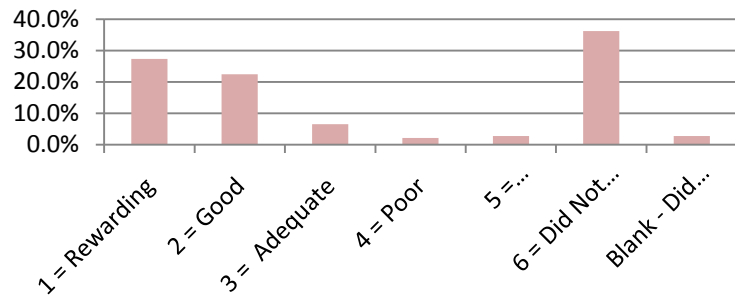


370 1 = Rewarding 2 = Good 3 = Adequ: 4 = Poor 5 = Disappc 6 = Did Not Blank - Did Not Answer

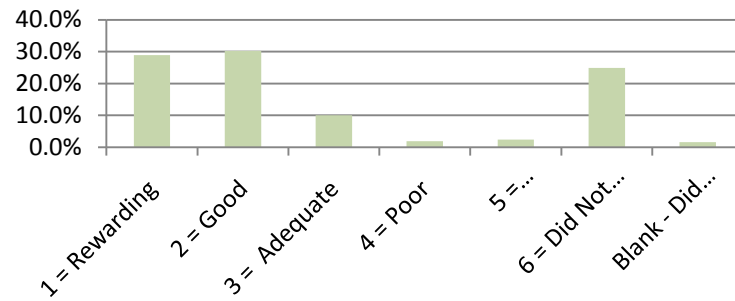
	1 = Rewarding	2 = Good	3 = Adequ:	4 = Poor	5 = Disappc	6 = Did Not	Blank - Did Not Answer
Admissions Office	153	151	23	9	13	16	5
Business Office	153	122	32	11	15	31	6
Academic Advising	185	102	32	6	12	26	7
Financial Aid Office	110	98	38	14	20	82	8
Housing	51	45	22	8	14	221	9
Food Service	41	65	43	18	11	185	7
Library Services	94	86	22	8	11	141	8
Bookstore	124	112	41	10	15	61	7
Tutoring	90	51	10	4	9	196	10
Grounds/Maintenance	80	98	29	13	11	132	7
Health Services	67	0	26	8	9	207	53
Registrar - Enrollment Services	151	132	41	10	13	15	8
Career Planning & Placement	78	66	20	10	12	176	8
Computer Lab Services	101	83	24	8	10	134	10
Testing	107	112	37	7	9	92	6
Security & Safety	97	100	32	9	13	113	6
Student Activities	91	71	21	6	11	163	7



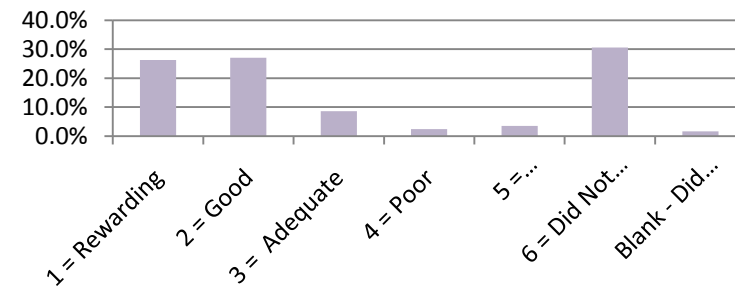
Computer Lab Services



Testing



Security & Safety



Student Activities

