



12345 College Blvd. • Overland Park, KS • 66210-1299

Oct. 11, 2016

Dr. Carl Heilman
President
Barton County Community College
245 NE 30 Road
Great Bend, KS 67530

Dear Dr. Carl Heilman:

Your college was a member of the National Community College Benchmark Project in 2016 and we would like to thank you for participating. As an added benefit of membership, the National Higher Education Benchmarking Institute is providing an executive summary of the 2016 report. This report is specific to your institution and we hope you find it valuable. In reviewing the strengths and opportunities for improvement section you must interpret these in light of your college's mission.

The NCCBP provides community colleges with national benchmarks that participants frequently use in strategic planning, as performance measures, for peer comparison, accreditation, and state/district reporting. In 2016, 251 community colleges participated in the NCCBP.

Please encourage your institutional researchers to take advantage of the NCCBP to provide you with national or peer comparison data that helps put your college's data into perspective. We are continually developing new tools for community colleges to use to better understand their own metrics, track their key performance indicators, compare themselves to peers, and make it easier for IR professionals to quickly develop reports for you and your cabinet.

We hope your college will join us again in 2017 and would like to encourage you to also participate in our non-credit benchmarking so you can get the same types of national and peer comparisons for your continuing education program.

We also hope your institution will continue to use the NCCBP to help "move the needle" on your student outcomes. Please let us know how we can help your college more effectively use the NCCBP. For more information, you can contact your institutional research department or Dr. Lou Guthrie at 913-469-8500 ext. 4019 or louguthrie@jccc.edu. We are also happy to provide individual demonstrations of our projects.

Sincerely,

Lou Guthrie
Director, National Higher Education Benchmarking Institute



BARTON COUNTY COMMUNITY COLLEGE

Key National Benchmarks – Where Does Your Institution Stand?

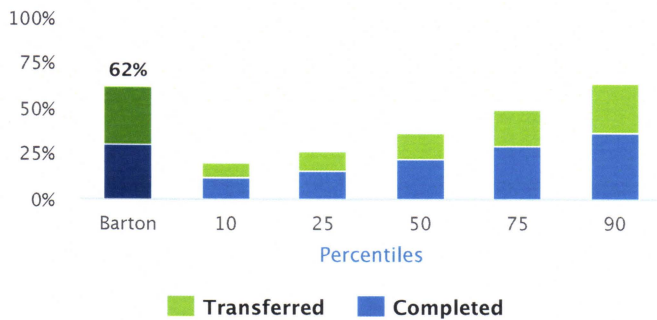
Your college participated in the National Community College Benchmark Project in 2016. This research is conducted annually by The National Higher Education Benchmarking Institute (NHEBI). We would like to share some of the key results of this study with you. The report illustrates how your college compared to national data, representing 251 community colleges.

The full NCCBP report, available online, contains more than 150 benchmarks on student demographics, measures of student success, faculty and staff data, workforce and community outreach, and institutional characteristics and effectiveness metrics.

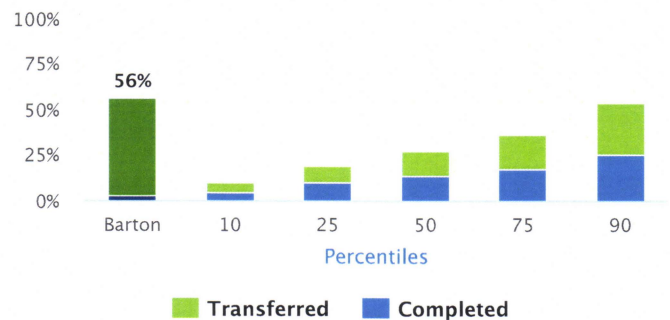
Member colleges use the benchmarks to support:

- Strategic planning and selection of KPIs
- Accreditation
- Internal and external accountability activities
- Institutional transparency
- Documentation of student success

Full-time Students Completed or Transferred in Three Years



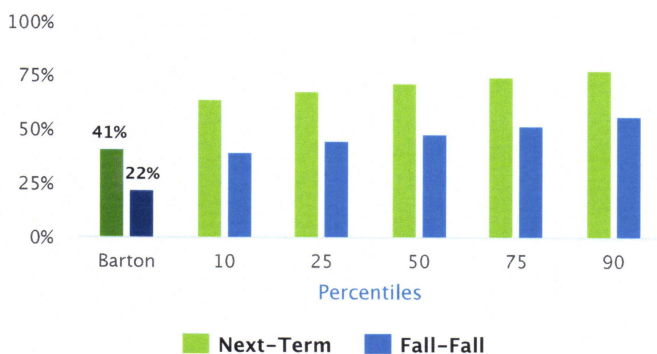
Part-time Students Completed or Transferred in Six Years



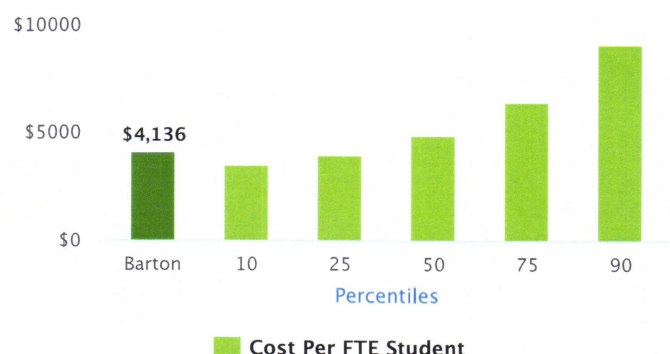
The percent of students out of the unduplicated full-time, first-time, credit headcount from Fall 2012 IPEDS GRS cohort who either completed a degree or certificate before fall 2015 or who transferred to four-year institutions before fall 2015.

The percent of part-time students out of the unduplicated part-time, first-time, credit headcount from Fall 2010 IPEDS GRS cohort who either completed a degree or certificate before fall 2015 or who transferred to four-year institutions before fall 2015.

Persistence Rate



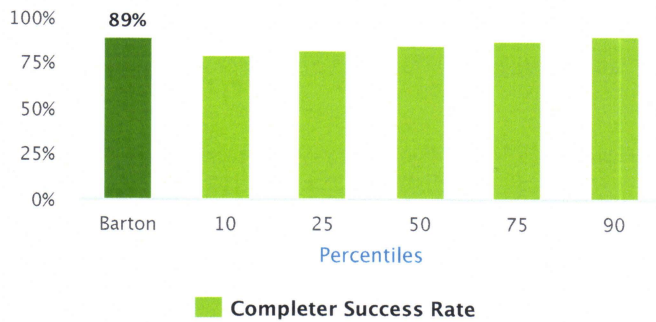
Instructional Cost per FTE Student



The persistence rate is the percent of Fall 2014 credit students, both full- and part-time, who return to the campus for the next term (usually Spring 2015), or for the next fall term (Fall 2015). This metric excludes students who graduated or completed certificates in the time frame.

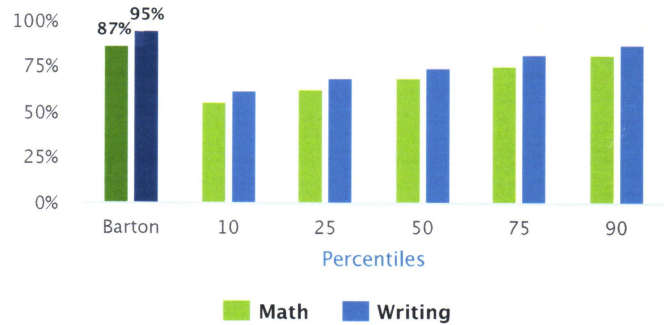
2015 instructional costs include salaries, benefits, supplies, travel and equipment for all full- and part-time faculty and other instructional administration and support personnel per full-time equivalent student.

College-level Courses: Completer Success Rate



The percent of students, institution-wide, who received grades of A, B, C, or Pass in college-level credit courses in fall 2014.

Developmental Completer Success Rate



The percent of students, institution-wide, who received grades of A, B, C, or Pass in developmental/remedial math and writing courses in fall 2014.

Strengths

The following benchmarks are where your community college performed at its best. The benchmark is followed by the percent rank for your institution.

1. % of Part-Time, First-Time Students that Transferred in Three Years
Your Rank - 99th Percentile
2. % Part-Time, First-Time Students that Transferred in Six Years
Your Rank - 98th Percentile
3. Combined Enrollee Success Rate
Your Rank - 98th Percentile
4. % of Employers Satisfied with Career Program Completers Preparation
Your Rank - 98th Percentile

Opportunities for Improvement

The following benchmarks are where your community college may need improvement. The benchmark is followed by the percent rank for your institution.

1. Fall-fall Persistence Rate
Your Rank - <1st Percentile
2. % of Students that Completed a Career Program and are Employed in Related Field
Your Rank - 1st Percentile
3. Next-term Persistence Rate
Your Rank - 2nd Percentile
4. CCSSE Active & Collaborative Learning Benchmark Means
Your Rank - 3rd Percentile
5. CCSSE Student Effort Benchmark Means
Your Rank - 3rd Percentile

Next Steps — Peer Comparisons

The NCCBP On-Line Peer Comparison Tool allows you to compare your results to similar community colleges. Please contact us if you would like assistance using this tool.

More Information

Thank you for being an NCCBP member. Find more information on the NCCBP by visiting our website NCCBP.org or by calling or emailing the Benchmark Institute.

Your research office will be able to provide additional benchmarks from the research, including peer comparisons.

A new feature in the NCCBP reports this year is the capability for each institution to design custom reports. This feature gives access to your institution's trend data for the years it was a member from 2007 to 2016.

To view reports online, go to NCCBP.org/reports and log in.

Dr. Lou Guthrie, Director
National Higher Education
Benchmarking Institute

Johnson County Community College
12345 College Blvd.
Overland Park, KS 66210
913-469-8500 Ext. 4019
E-mail: louguthrie@jccc.edu
Twitter: [@EdBenchmark](https://twitter.com/EdBenchmark)

