



## *HLC Accreditation Evidence*

- **Student Completion KPI 1.4: Program Completion (100%, 150%, 200%)**
- URL: <https://www.bartonccc.edu/planning/kpi-metrics-dashboard/student-completion>

Office of Origin:

Vice President of Student Services

Contact(s):

- Vice President of Student Services
- Executive Director of Foundational Education

# **BARTON**

**COMMUNITY COLLEGE**



## **Student Completion**

**Goal 1: Advance student entry, reentry, retention, and completion strategies.**

- KPI 1.3: Degree/Certificate Completion (KBOR)
- KPI 1.4: Program Completion (100%, 150%, 200%)

In addition to Retention and Course Success Rate, Degree, Certificate, and Program Completion are monitored by the SSA and through Barton's strategic goals.

### **Degree/Certificate Completion:**

The Degree/Certificate Completion numbers reported through KPI 1.4 represent the total number of degrees and certificates awarded during the academic year. As a part of Barton's Performance Agreements with the Kansas Board of Regents, a target baseline goal of 946 degrees or certificates completed. This goal is reviewed each month during Barton's [Programs, Topics, & Processes Team](#) meetings and can be referenced using the [KHEStats tool](#) or [Yearly Report](#).

### **Program Completion (100%, 150%, 200%):**

In support of Goal 1, Barton has established a five-year goal for the completion rate of first-time students at 200% of the regular time (4 years). By AY26-27, 42% of students will have completed their program of study within four years of the initial enrollment. This is a modest increase from Barton's most recent completion rates reported in AY22 (40%); however, it reflects a significant increase in Barton's average completion rates for the last five years. Further, the SSA will begin reporting on programmatic impacts on completion as a part of the Student Success Plan.

Point in time success infographic compiled by the SSA.

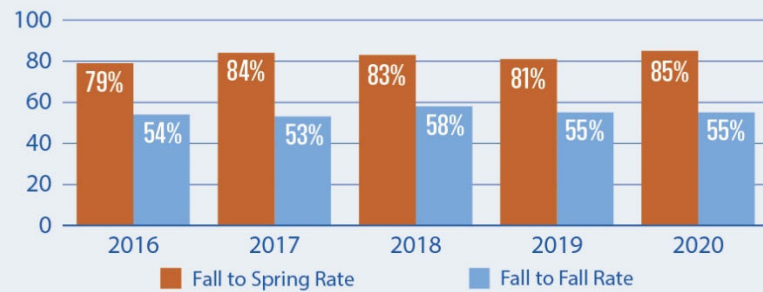
# Student Success

## Student Success Survey – Fall 2020

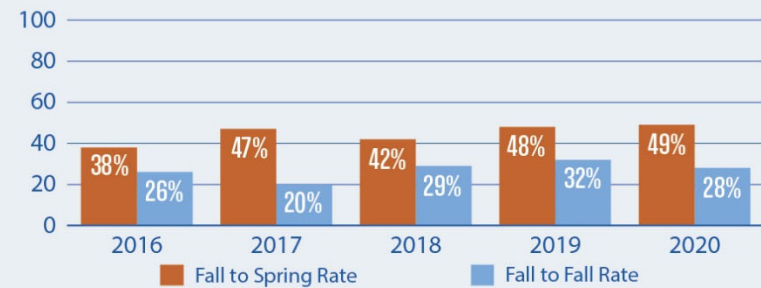
### Student Success

#### Student Services Survey | Fall 2020

Retention | Full time



Retention | Part time



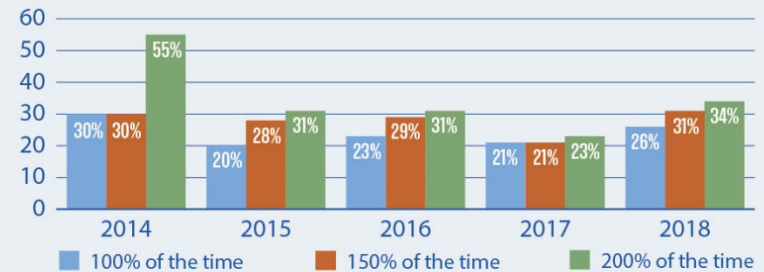
The retention rate is percentage of first-time degree seeking students from the previous fall who either re-enrolled or successfully completed their program by the current fall.

Course Success Rate



Course Success Rate: course completers who earned A, B or C grades  
 Unsuccessful Rate: course completers who earned D or F grades

Program Completion



The program completion rate is the percentage of IPEDS first-time, full-time degree-seeking cohort students who completed their program in 100%, 150%, or 200% of "normal time."