



HLC Accreditation Evidence

- Taxpayer and Student Transparency Data
- URL:
<https://www.bartonccc.edu/community/boardofftrustees/transparency>

Office of Origin:

- President

Contact(s):

- Clerk of the Board



Taxpayer and Student Transparency Data

Barton Community College is committed to accountability and transparency for students, parents, faculty and staff, and taxpayers. The resources below are tangible examples of the college's and Board of Trustees' commitment to accountability and transparency.

Questions? Please contact:

Amye Schneider
Clerk of the Board
(620) 792-9302

trustee@bartonccc.edu

[Board of Trustees Meetings Schedule and Minutes](#)

[Monthly Financial Reporting](#)

[Yearly Financial Reporting](#)

[Higher Education Emergency Relief Fund \(HEERF\)](#)

[Board Governance Manual](#)

[Purchase and Certificate of Participation - Long Term Debt Obligations](#)

[Community Survey Results](#)

[Seamless Systemwide Transfer](#)

[Tuition Rates](#)

[Fees Charged](#)

[Cost of Attendance](#)

[Student Data Overview](#)

[Student Detailed Data by Residency](#)

[KBOR Credential Finder](#)

[Kansas House Bill 2144 - Community College Transparency](#)

Visit the [KPI Metrics Dashboard](#) to view interactive charts with information on the following categories:

KPI Dashboard - Click for more details



STUDENT
SUCCESS

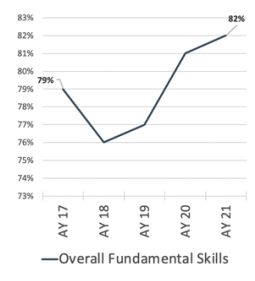
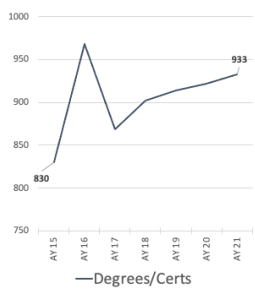
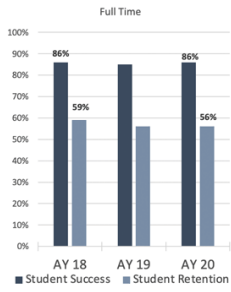


STUDENT
COMPLETION



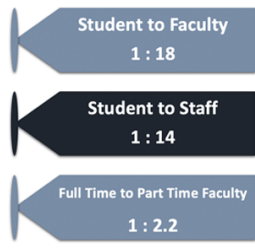
STUDENT
LEARNING

Talk to us!



RATIOS

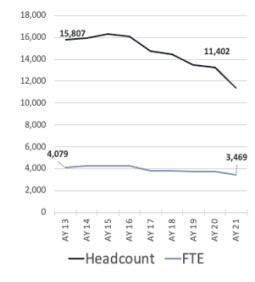
AY 2021



PARTNERSHIPS


1040			
Total Partnerships			
Goups Listing Partners	34	Unique Partners	714
Top Types of Partnerships			
Internship, Externship, Field Experience, Clinical, Practicum	313		
Advisory Board	256		

ENROLLMENTS



BARTON EXPERIENCE

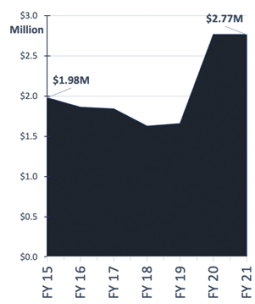
AY 2021



COMPOSITE FINANCIAL INDEX



GRANT DOLLARS



The information above may also be obtained in other formats by contacting the [Office of the President](#).

Property Tax Revenues

- 2007 - Mill Levy: 33.498; Valuation: 213,302,770; Tax: 7,145,216
- 2008 - Mill Levy: 32.604; Valuation: 241,997,749; Tax: 7,890,095
- 2009 - Mill Levy: 32.659; Valuation: 228,550,721; Tax: 7,464,238
- 2010 - Mill Levy: 32.807; Valuation: 242,343,325; Tax: 7,950,557
- 2011 - Mill Levy: 32.771; Valuation: 257,270,901; Tax: 8,430,945
- 2012 - Mill Levy: 32.713; Valuation: 268,729,682; Tax: 8,814,162
- 2013 - Mill Levy: 32.798; Valuation: 272,753,179; Tax: 8,960,752
- 2014 - Mill Levy: 33.124; Valuation: 270,067,190; Tax: 8,959,263
- 2015 - Mill Levy: 33.090; Valuation: 243,483,153; Tax: 8,075,574
- 2016 - Mill Levy: 33.258; Valuation: 242,662,699; Tax: 8,083,163
- 2017 - Mill Levy: 33.219; Valuation: 257,802,811; Tax: 8,583,706
- 2018 - Mill Levy: 33.330; Valuation: 266,312,260; Tax: 8,891,744
- 2019 - Mill Levy: 33.077; Valuation: 276,722,072; Tax: 9,169,643
- 2020 - Mill Levy: 33.050; Valuation: 264,646,245; Tax: 8,759,789
- 2021 - Mill Levy: 33.093; Valuation: 271,742,776; Tax: 9,007,236